U.S. Department
of Transportation

**National Highway
Traffic Safety
Administration**

400 Seventh Street, S.W.
Washington, D.C. 20590

Dear Crash Data Researchers/Users:

Thank you for choosing crash data from the National Highway Traffic Safety Administration (NHTSA) for your research or other use. The information contained in this motor vehicle crash report is collected, maintained and distributed in accordance with Public Law 89-564. In accordance with this Public Law, NHTSA is required not to release any case information until completion of quality control procedures. These procedures include a review of the case material to extract all names, licenses and registration numbers, non-coded interview material, non-research related researcher comments in the margins, non-factual data, and the production number portion of the vehicle identification number (VIN).

If you requested NHTSA to query its database files in order to identify a specific crash, then that query was made using non-personal descriptors you provided for use in our search. This motor vehicle crash may have been identified from a data search and matches the general, non-personal descriptors you provided, but we cannot confirm that this is the specific crash report you requested.

If you have any questions with regard to the above procedures, please contact the Field Operations Branch, Crash Investigation Division, National Center for Statistics and Analysis at 202-366-4820. Again, please be advised that we cannot confirm that this is the case that you have specifically requested nor can we certify the information to be correct.

*** *** ***

U.S. Department of Transportation
National Highway Traffic Safety Administration

PEDESTRIAN CASE SUMMARY

NATIONAL ACCIDENT SAMPLING SYSTEM
PEDESTRIAN CRASH DATA STUDY

PSU 40 CASE NO. 634P CK TYPE OF ACCIDENT CAR/PEDESTRIAN STANDING ON SHOULDER

A. DESCRIPTION OF THE ACCIDENT SEQUENCE AND ACCIDENT PECULIARITIES

(Provide a summary of the accident sequence as well as any particular event of the accident that is noteworthy. Pedestrian injury mechanism and vehicle interaction is the focus, not pedestrian or driver culpability. Do not include any personal identifiers.) VEHICLE #1 EXITING EXPRESSWAY TO MERGE WITH ANOTHER EXPRESSWAY, MADE THE TURN TOO WIDE AND STRUCK PEDESTRIAN WHO WAS STANDING OFF TO THE SIDE, CARRIED PEDESTRIAN AND KNOCKED HIM TO THE GROUND. VEHICLE #1 PROCEEDED FURTHER STRIKING A POLE AND LEAVING THE SCENE. VEHICLE WAS SUBSEQUENTLY FOUND AND IMPOUNDED. PEDESTRIAN WAS TRANSPORTED TO MEDICAL CENTER AND HOSPITALIZED

B. PEDESTRIAN PROFILE

Pedestrian No.	Age	Sex	Treatment/ Mortality	Most Severe Injury (TO BE COMPLETED BY ZONE CENTER)			
				Body Region	Ana. Struc.	AIS	Injury Source
01	28	1	3	LOWER LEG	FRACTURE	3	Front Bumper.

Body Region

Head
Face
Throat
Chest
Abdomen/Pelvis
Spine
Upper Extremity
Lower Extremity
External

Type of Anatomic Structure

Whole Area
Vessels
Nerves
Organs
Skeletal
Head-LOC
Skin-Burn
Skin-Other

Abbreviated Injury Scale

(1) Minor injury
(2) Moderate injury
(3) Serious injury
(4) Severe injury
(5) Critical injury
(6) Maximum (untreatable)
(7) Injured, unknown severity

C. VEHICLE PROFILE

Vehicle No.	Class of Vehicle	Year/Make/Model	Most Severe Damage Based on Vehicle Inspection	
			Damage Plane	Damage Description
01	INTERMEDIATE	89 PONTIAC GRAN PRIX	FRONT	SEVERE

DO NOT SANITIZE THIS FORM

HS Form 0435E (8/95)

U.S. Department of Transportation
National Highway Traffic Safety Administration

ACCIDENT COLLISION DIAGRAM

NATIONAL ACCIDENT SAMPLING SYSTEM
CRASHWORTHINESS DATA SYSTEM

PSU No. 40 Case Number—Stratum 634P

Indicate North

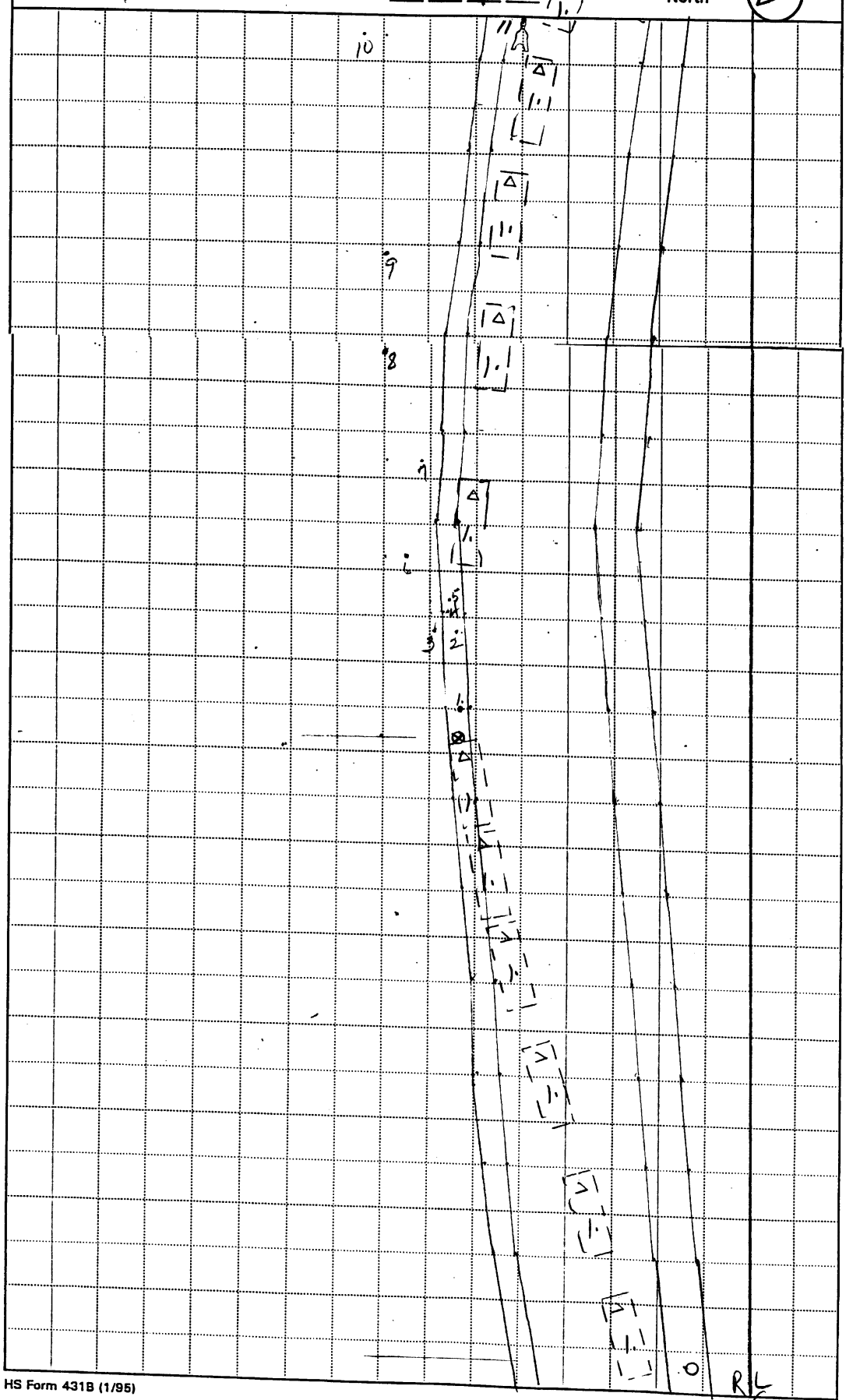

R/L

HS Form 431B (1/95)

Scale: 1 centimeter = 1/250 meters

U.S. Department of Transportation
National Highway Traffic Safety Administration

ACCIDENT COLLISION DIAGRAM

NATIONAL ACCIDENT SAMPLING SYSTEM
CRASHWORTHINESS DATA SYSTEM

PSU No. 40 Case Number—Stratum 6 3 4 P

Indicate North

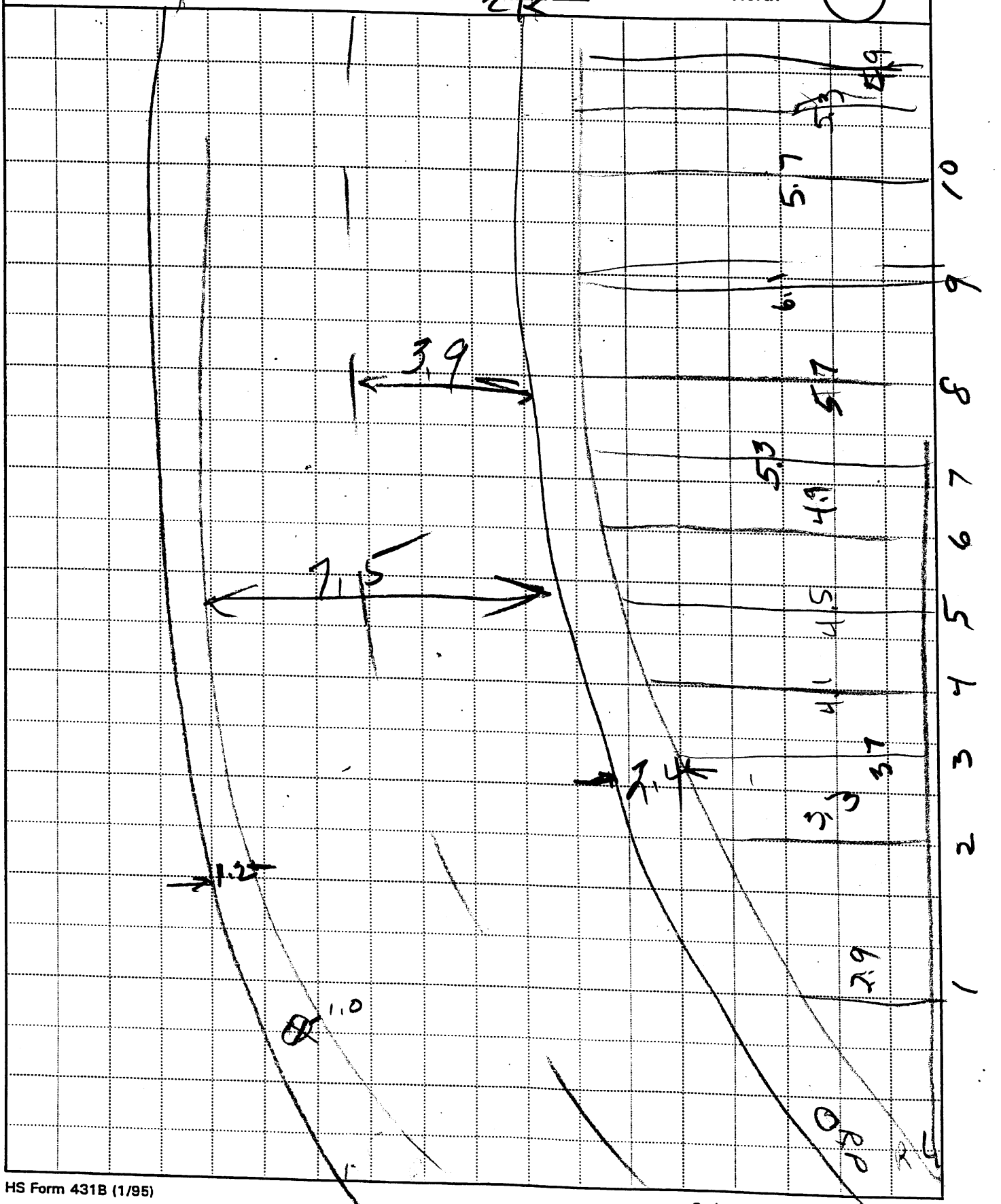

HS Form 431B (1/95)

Scale: 1 centimeter = _____ meters

TOWN OF [redacted]
COUNTY OF [redacted]
[redacted]-97
[redacted] 0527 HRS
[redacted] W @ [redacted] N
SPI HIT/RUN
VICTIM: [redacted]
45° F
70% HUMIDITY
WIND S.E 7 MPH
Ø PRECIPITATION
BAROM. PRESSURE 29.94 ↓
PARTLY CLOUDY
OFF. [redacted] Ø26

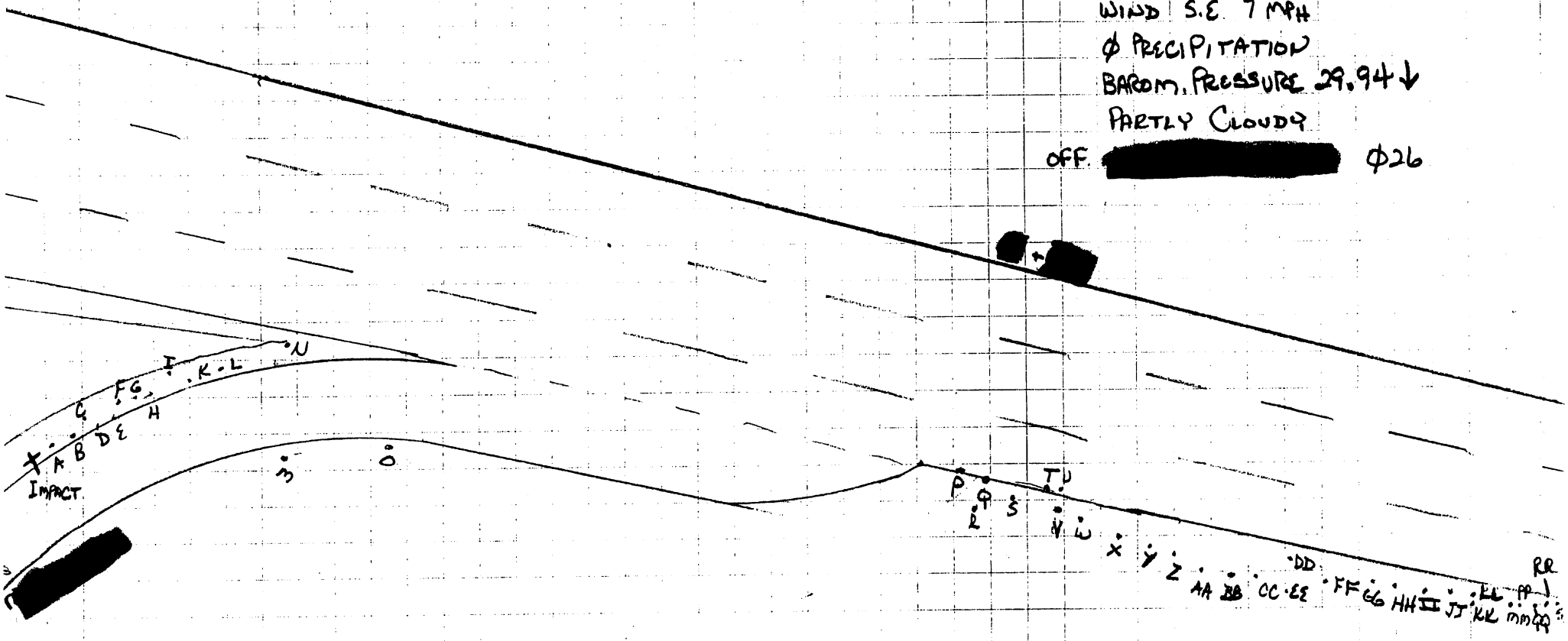

U.S. Department of Transportation
National Highway Traffic Safety Administration

PEDESTRIAN ACCIDENT COLLISION MEASUREMENT TABLE

NATIONAL ACCIDENT SAMPLING SYSTEM
PEDESTRIAN CRASH DATA STUDY

Primary Sampling Unit Number 40

Case Number-Stratum 6 3 4 P
C K

PEDESTRIAN ACCIDENT COLLISION DATA COLLECTION		SCALED DIAGRAM
* document reference point and reference line relative to physical features	Surface Type _____	* north arrow placed on diagram
* documentation of all accident induced physical evidence including (if applicable): a) vehicle skid marks b) pedestrian contacts with ground or object c) vehicle/pedestrian point of impact (POI) d) location of pedestrian separation point from vehicle f) final resting points (FRP) for pedestrian and vehicle	Surface Condition _____ Coefficient of Friction _____ Grade (v/h) Measurement a) at impact _____ b) between impact and final rest _____ Pedestrian Travel Direction _____	* grade measurements for all applicable roadways * scaled representations of the physical plant including: a) all road/roadway delineation (e.g., crosswalks, curb/edge lines, lane markings, medians, pavement markings, parked vehicles, poles, signs, etc.) b) all traffic controls (e.g., lights, signs)
* documentation of the physical plant including: a) all road/roadway delineation (e.g., crosswalks, curb/edge lines, lane markings, medians, pavement markings, parked vehicles, poles, signs, etc.) b) all traffic controls (e.g., lights, signs)	Vehicle Travel Direction _____ Number of Travel Lanes _____	* scaled representations of the vehicle and pedestrian at pre-impact, impact, and final rest based upon either: a) physical evidence, or b) reconstructed accident dynamics

Reference Point: POLE [redacted]

Reference Line: WEST SHOULDER LINE

Item	Distance and Direction from Reference Point	Distance and Direction from Reference Line
R.P	0.0	3.3 S
POI	34.5 W	16.0 S
FRP PED #11	74.0 W	12.5 S
SCUFF #1	36.0 W	15.9 S
EAR PLUG #2	40.4 W	16.0 S
PAINT #3	40.4 W	17.4 S
PIECE CONE #4	41.3 W	16.5 S
2ND PAINT #5	41.8 W	16.4 S
2ND CONE PIECE #6	44.3 W	18.8 S
3RD PAINT #7	49.7 W	18.1 S
2ND SCUFF #8	55.8 W	20.0 S

HS Form 0435F (8/95)

Item	Distance and Direction from Reference Point	Distance and Direction from Reference Line
LEFT GLOVE #9	61.2W	19.9S
3RD CONE PIECE #10	73.0	21.1S

U.S. Department of Transportation
National Highway Traffic Safety Administration

PEDESTRIAN ACCIDENT FORM

NATIONAL ACCIDENT SAMPLING SYSTEM
PEDESTRIAN CRASH DATA STUDY

1. Primary Sampling Unit Number 4 0
2. Case Number - Stratum 6 34 P

IDENTIFICATION

3. Number of General Vehicle Forms Submitted 0 1
4. Date of Accident (Month,Day,Year) [redacted] / [redacted] / 97
5. Time of Accident 0 5 2 7

Code reported military time of accident.

NOTE: Midnight = 2400
Unknown = 9999

SPECIAL STUDIES - INDICATORS

Check (✓) each special study (SS15-SS19 below) that has been completed; code 1 for the checked special studies and 0 for the special studies not checked.

6. ____ SS15 Administrative Use 0
7. ✓ SS16 Pedestrian Crash Data Study 1
8. ____ SS17 Impact Fires 0
9. ____ SS18 _____ 0
10. ____ SS19 _____ 0

NUMBER OF EVENTS

11. Number of Recorded Events in This Accident 0 1

PEDESTRIAN STUDY CRITERIA

Pedestrian Definition:

Any person who is on a trafficway or on a sidewalk or path contiguous with a trafficway, or on private property (e.g., parking lot). Note: Pedestrians include persons who are in contact with the ground, roadway, etc. and are pushing carts, wagons, etc. or holding on to a vehicle.

Persons in or on a nonmotorist conveyance are not pedestrians and are excluded from this study. A nonmotorist conveyance is defined as any human powered device by which a nonmotorist may move, or by which a pedestrian or nonmotorist may move another nonmotorist. A nonmotorist conveyance for purposes of this study includes the following: bicycles, baby carriages, roller skates/blades, push carts, scooters, wheelchairs, animals, etc. For example, persons on a bicycle/scooter, roller skating/blading, in a baby carriage/push cart/wheelchair or on a horse are excluded.

Case Selection Criteria:

A forward moving, late model year (VEH04 equals 90 to 95) CDS applicable vehicle (VEH07 equals 01 to 49) must strike a pedestrian.

The striking portion of the vehicle structure must be original equipment manufacturer (OEM) without previous damage and or parts removed in the impact area. For example, vehicles equipped with deer guards, winches, snow plows, etc. or previously damaged in the impact area are excluded.

The pedestrian may not be lying or sitting.

The pedestrian impact(s) are the vehicle's only impact(s). If multiple pedestrians are impacted, each pedestrian shall be a separate case.

The first point of contact between the late model year, CDS applicable vehicle and the pedestrian must be forward of the top of the A pillar.

PEDESTRIAN ACCIDENT EVENTS

Accident Event Sequence Number	Vehicle Number	Class Of Vehicle	General Area of Damage	Vehicle Number or Object Contacted	Class Of Vehicle	General Area of Damage
12. 0 1	13. 0 1	14. 0 3	15. F	16. 7 2	17. 0 0	18. 0

CODES FOR CLASS OF VEHICLE

(00) Not a motor vehicle
(01) Subcompact/mini (wheelbase < 254 cm)
(02) Compact (wheelbase ≥ 254 but < 265 cm)
(03) Intermediate (wheelbase ≥ 265 but < 278 cm)
(04) Full size (wheelbase ≥ 278 but < 291 cm)
(05) Largest (wheelbase ≥ 291 cm)
(09) Unknown passenger car size
(11) Compact utility vehicle
(12) Large utility vehicle (≤ 4,500 kgs GVWR)
(13) Passenger van (≤ 4,500 kgs GVWR)
(14) Other van (≤ 4,500 kgs GVWR)
(15) Pickup truck (≤ 4,500 kgs GVWR)
(18) Other truck (≤ 4,500 kgs GVWR)
(19) Unknown light truck type

CODES FOR GENERAL AREA OF DAMAGE (GAD)

CDS APPLICABLE VEHICLES

(F) Front
(R) Right side
(L) Left side
(U) Undercarriage
(9) Unknown

CODES FOR VEHICLE NUMBER OR OBJECT CONTACTED

Collision with Nonfixed Object

(72) Pedestrian

U.S. Department of Transportation
National Highway Traffic Safety Administration

PEDESTRIAN ASSESSMENT FORM

Form Approved
O.M.B. No. 2127-0021

NATIONAL ACCIDENT SAMPLING SYSTEM
PEDESTRIAN CRASH DATA STUDY

1. Primary Sampling Unit Number 40

2. Case Number - Stratum 6 34 P CK

3. Pedestrian Number 0 1

PEDESTRIAN'S CHARACTERISTICS

4. Pedestrian's Age 28
Code actual age at time of accident.
(00) Less than one year old (specify by month): _____
(97) 97 years and older
(99) Unknown

5. Pedestrian's Sex 1
(1) Male
(2) Female - not reported pregnant
(3) Female - pregnant-1st trimester (1st-3rd month)
(4) Female - pregnant-2nd trimester (4th-6th month)
(5) Female - pregnant-3rd trimester (7th-9th month)
(6) Female - pregnant-term unknown
(9) Unknown

6. Pedestrian's Overall Height 999
Code actual height to the nearest centimeter.
(999) Unknown

___ ___ inches X 2.54 = ___ ___ ___ centimeters

7. Pedestrian's Height - Ground to Knee 99
Code to the nearest centimeter.
(999) Unknown

___ ___ inches X 2.54 = ___ ___ centimeters

8. Pedestrian's Height - Ground to Hip 999
Code to the nearest centimeter.
(999) Unknown

___ ___ inches X 2.54 = ___ ___ ___ centimeters

9. Pedestrian's Height - Ground to Shoulder 999
Code to the nearest centimeter.
(999) Unknown

___ ___ inches X 2.54 = ___ ___ ___ centimeters

10. Pedestrian's Weight 999
Code actual weight to the nearest kilogram.
(999) Unknown

___ ___ ___ pounds X .4536 = ___ ___ ___ kilograms

PEDESTRIAN'S PRE-AVOIDANCE ACTIONS

11. Pedestrian Attitude 1
(1) Standing
(2) Crouching
(3) Kneeling
(4) Bending at waist
(8) Other (specify): _____
(9) Unknown

12. Pedestrian Motion 0
(0) Not moving
(1) Walking slowly
(2) Walking rapidly
(3) Running or jogging
(4) Hopping
(5) Skipping
(6) Jumping
(7) Falling/stumbling or rising
(8) Other (specify): _____
(9) Unknown

13. Pedestrian's Action Relative to Vehicle 00
(00) Stopped
(01) Crossing road, straight
(02) Crossing road, diagonally
(03) Moving in road, with traffic
(04) Moving in road, against traffic
(05) Off road, approaching road
(06) Off road, going away from road
(07) Off road, moving parallel
(08) Off road, crossing driveway
(09) Off road, moving along driveway
(98) Other (specify): _____
(99) Unknown

14. Pedestrian's Body (Chest) Orientation Relative to Striking Vehicle Prior to Avoidance Actions 9
(1) Facing vehicle
(2) Facing away
(3) Left side to vehicle
(4) Right side to vehicle
(8) Other (specify): _____
(9) Unknown

HS Form 435H (7/95)

PEDESTRIAN'S AVOIDANCE ACTIONS

15. Pedestrian's First Avoidance Actions 99
    (00) No avoidance actions
    (01) Stopped
    (02) Accelerated pace
    (03) Ran away (along vehicle path)
    (04) Jumped
    (05) Turned toward vehicle
    (06) Turned away from vehicle
    (07) Dove or fell away

    Used hand(s) to :
    (11) Vault corner of vehicle
    (12) Vault onto vehicle
    (13) Brace against vehicle
    (14) Crouched and braced hands against vehicle
    (98) Other (specify): _____
    (99) Unknown

PEDESTRIAN'S ORIENTATION AT IMPACT

16. Pedestrian's Head Orientation at Initial Impact 9
    (1) To front
    (2) To left
    (3) To right
    (4) Up
    (5) Down
    (8) Other (specify):_____
    (9) Unknown

17. Pedestrian's Body (Chest) Orientation at Initial Impact 9
    (1) Facing vehicle
    (2) Facing away
    (3) Left side to vehicle
    (4) Right side to vehicle
    (8) Other (specify):_____
    (9) Unknown

18. Pedestrian's Arm Orientation at Initial Impact 99
    (01) At sides
    (02) Folded across chest
    (03) Hands clasped behind back
    (04) Hands on hips
    (05) Hands in pockets

    One or both arms:
    (06) Extended upward
    (07) Extended to side
    (08) Extended forward bracing
    (09) Extended, holding object (briefcase, suitcase, etc.)
    (10) Holding object (young child, grocery bag, etc.) in arm(s)
    (11) Holding object (young child, grocery bag, etc.) on shoulder(s) or head
    (98) Other (specify):_____
    (99) Unknown

19. Pedestrian's Leg Orientation at Initial Impact 99
    (01) Together
    (02) Apart-laterally
    (03) Apart-right leg forward
    (04) Apart-left leg forward
    (05) Apart- forward leg unknown
    (06) Left foot off the ground
    (07) Right foot off the ground
    (08) Both feet off the ground
    (98) Other (specify):_____
    (99) Unknown

20. Vehicle/Pedestrian's Interaction 02
    (01) Carried by vehicle, wrapped position
    (02) Carried by vehicle, slid to windshield
    (03) Carried by vehicle, position unknown
    (04) Passed over vehicle top
    (05) Thrown straight forward
    (06) Thrown forward and left of vehicle
    (07) Thrown forward and right of vehicle
    (08) Knocked to pavement, forward
    (09) Knocked to pavement, left of vehicle
    (10) Knocked to pavement, right of vehicle
    (11) Knocked to pavement, run over or dragged by vehicle
    (12) Shunted to left (corner impacts only)
    (13) Shunted to right (corner impacts only)
    (14) Bumped or pushed aside
    (15) Snagged, rotated
    (16) Snagged, dragged by vehicle
    (17) Foot or legs run over
    (98) Other (specify):_____
    (99) Unknown

OFFICIAL RECORDS

21. Police Reported Alcohol Presence For Pedestrian 0
    (0) No alcohol present
    (1) Yes alcohol present
    (7) Not reported
    (9) Unknown

22. Alcohol Test Result For Pedestrian 96
    Code actual value (decimal implied before first digit—0.xx)
    (95) Test refused
    (96) None given
    (97) AC (Alcohol Content) test performed, results unknown
    (99) Unknown if test given

    Source: _____

23. Police Reported Other Drug Presence For Pedestrian 0
    (0) No other drug(s) present
    (1) Yes other drug(s) present
    (7) Not reported
    (9) Unknown

24. Other Drug Specimen Test Result For Pedestrian 0
    (0) No specimen test given
    (1) Drug not found in specimen
    (2) Drug found in specimen, (specify):_____
    (3) Specimen test given, results unknown or not obtained
    (9) Unknown

INJURY CONSEQUENCES

25. Injury Severity (Police Rating) 3
    (0) O - No injury
    (1) C - Possible injury
    (2) B - Nonincapacitating injury
    (3) A - Incapacitating injury
    (4) K - Killed
    (5) U - Injury, severity unknown
    (6) Died prior to accident
    (9) Unknown

26. Treatment - Mortality 3
    (0) No treatment
    (1) Fatal
    (2) Fatal - ruled disease (specify): _____

    Nonfatal
    (3) Hospitalization
    (4) Transported and released
    (5) Treatment at scene - non-transported
    (6) Treatment later
    (8) Treatment - other (specify): _____
    (9) Unknown

27. Type Of Medical Facility (for Initial Treatment) 1
    (0) Not treated at a medical facility
    (1) Trauma center
    (2) Hospital
    (3) Medical clinic
    (4) Physician's office
    (5) Treatment later at medical facility
    (8) Other (specify):_____
    (9) Unknown

28. Hospital Stay 18
    (00) Not Hospitalized
    ____ Code the number of days (up through 60) that the pedestrian stayed in a hospital.
    (61) 61 days or more
    (99) Unknown

29. Working Days Lost 99
    ____ Code the number of days (up through 60) that the pedestrian lost from work due to the accident
    (00) No working days lost
    (61) 61 days or more
    (62) Fatally injured
    (97) Not working prior to accident
    (99) Unknown

STOP - VARIABLES 30 THROUGH 37 ARE COMPLETED BY THE ZONE CENTER

30. Glasgow Coma Scale (GCS) Score (at Medical Facility) 0 2
    (00) Not injured
    (01) Injured - not treated at medical facility
    (02) No GCS Score at medical facility
    (03-15) Code the actual value of the initial GCS Score recorded at medical facility.
    (97) Injured, details unknown
    (99) Unknown if injured

31. Was the Pedestrian Given Blood? 9
    (1) No - blood not given
    (2) Yes - blood given (specify units):_____
    (9) Unknown if blood given

32. Arterial Blood Gases (ABG) – HCO_3 0 1
    (00) Not injured
    (01) Injured, ABGs not measured or reported
    (02-50) Code the actual value of the HCO_3
    (96) ABGs reported , HCO_3 unknown
    (97) Injured, details unknown
    (99) Unknown if injured

33. Time to Death 0 0
    ____ Code number of hours from time of accident to time of death up through 24 hours. If time of death is greater than 24 hours, code number of days. (Note: 1 day =31, 2 days = 32, ... n days = 30 +n up through 30 days = 60)
    (00) Not fatal
    (96) Fatal - ruled disease
    (99) Unknown

34. 1st Medically Reported Cause of Death 0 0

35. 2nd Medically Reported Cause of Death 0 0

36. 3rd Medically Reported Cause of Death 0 0
    ____ Code the Pedestrian Injury from line number(s) for the medically reported injury(s) which reportedly contributed to this pedestrian's death
    (00) Not fatal or no additional causes
    (96) Mode of death given but specific injuries are not linked to cause of death. (specify):
    _____
    (97) Other result (includes fatal ruled disease) (specify):_____
    (99) Unknown

37. Number of Recorded Injuries for This Pedestrian 1 1
    ____ Code the actual number of injuries recorded for this pedestrian.
    (00) No recorded injuries
    (97) Injured, details unknown
    (99) Unknown if injured

ARE ALL APPLICABLE MEDICAL RECORDS INCLUDED WITH INITIAL SUBMISSION?

NO [ ] YES [✓]

UPDATE CANDIDATE? NO [✓] YES [ ]

BEST AVAILABLE

U.S. Department of Transportation
National Highway Traffic Safety Administration

PEDESTRIAN INJURY FORM

Form Approved
O.M.B. No. 2127-0021
NATIONAL ACCIDENT SAMPLING SYSTEM
PEDESTRIAN CRASH DATA STUDY

1. Primary Sampling Unit Number	40	3. Pedestrian Number	0 1
2. Case Number - Stratum	6 34 P CR	4. Blank	X X

INJURY DATA

Record below the actual injuries sustained by this pedestrian in **CHRONOLOGICAL** order that were identified from the official and unofficial data sources. Remember not to double count an injury just because it was identified from two different sources. If greater than twenty-five injuries have been documented, encode the balance on the Pedestrian Injury Supplement.

	Source of Injury Data	AIS-90 Body Region	Type of Anatomic Structure	Specific Anatomic Structure	Level of Injury	A.I.S. Severity	Aspect	Injury Source	Injury Source Confidence Level	Direct/ Indirect Injury	Striking Profile	Type Of Damage	Damage Depth
1st	5. 2	6. 1	7. 9	8. 02	9. 02	10. 1	11. 2	12. 775	13. 1	14. 1	15. 2	16. 5	17. 5
2nd	18. 2	19. 1	20. 9	21. 04	22. 02	23. 1	24. 2	25. 775	26. 1	27. 1	28. 2	29. 5	30. 5
3rd	31. 2	32. 6	33. 9	34. 02	35. 02	36. 1	37. 0	38. 770	39. 1	40. 1	41. 2	42. 2	43. 2
4th	44. 2	45. 7	46. 5	47. 26	48. 04	49. 3	50. 2	51. 770	52. 1	53. 1	54. 2	55. 2	56. 2
5th	57. 2	58. 8	59. 5	60. 16	61. 06	62. 2	63. 2	64. ~~775~~ 700	65. 1	66. 1	67. 2	68. 2	69. 2
6th	70. 2	71. 8	72. 5	73. 34	74. 22	75. 3	76. 2	77. 700	78. 1	79. 1	80. 2	81. 2	82. 2
7th	83. 2	84. 8	85. 5	86. 34	87. 20	88. 2	89. 2	90. 700	91. 1	92. 1	93. 2	94. 2	95. 2
8th	96. 2	97. 8	98. 5	99. 34	100. 22	101. 3	102. 1	103. 700	104. 1	105. 1	106. 2	107. 2	108. 2
9th	109. 2	110. 8	111. 5	112. 16	113. 06	114. 2	115. 1	116. 700	117. 1	118. 1	119. 2	120. 2	121. 2
10th	122. 2	123. 8	124. 5	125. 16	126. 06	127. 2	128. 1	129. 700	130. 1	131. 1	132. 2	133. 2	134. 2

(L) temporal parietal abrasions
(L) parietal hematoma
back abrasions
(L) comminuted humerus fx
(L) fibular head fx
comminuted (L) prox. tibia shaft fx
(L) mid tibia shaft fx
(R) comminuted mid tibia fx
(R) fibular fx (mid)
mid (R) fibular fx

HS Form 0435I (10/95)

This report is authorized by P.L. 89-563, Title 1, Section 106, 108, and 112. While you are not required to respond, your cooperation is needed to make the results of this data collection effort comprehensive, accurate, and timely.

PEDESTRIAN INJURY DATA

	Source of Injury Data	AIS-90 Body Region	Type of Anatomic Structure	Specific Anatomic Structure	Level of Injury	A.I.S. Severity	Aspect	Injury Source	Injury Source Confidence Level	Direct/ Indirect Injury	Striking Profile	Type Of Damage	Damage Depth
CHE													
11th	2	1	4	04	99	1	ϕ	777	1	1	2	3	3
12th													
13th													
14th													
15th													
16th													
17th													
18th													
19th													
20th													
21st													
22nd													
23rd													
24th													
25th													

OFFICIAL INJURY DATA — SOFT TISSUE INJURIES

Indicate the Location, Specific Anatomic Structure, Detail (size, depth, fracture type, head injury clinical signs and neurological deficits), and Source of all injuries indicated by official sources (or from PAR or other unofficial sources if medical records and interviewee data are unavailable.)

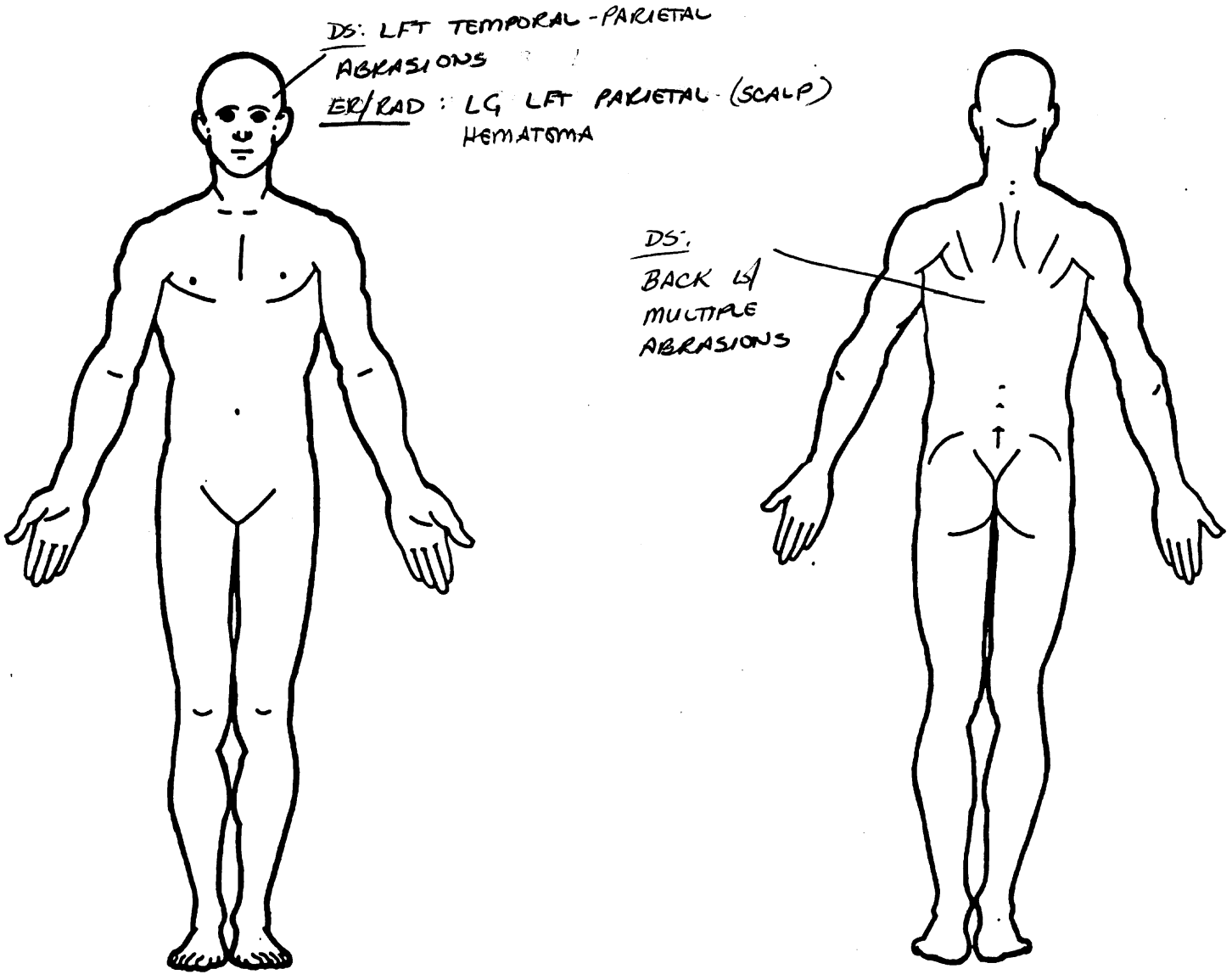

SOURCE OF INJURY DATA

OFFICIAL
(1) Autopsy records with or without hospital/ medical records
(2) Hospital/medical records other than emergency room (e.g., discharge summary)
(3) Emergency room records only (including associated X-rays or other lab reports)
(4) Private physician, walk-in or emergency clinic

UNOFFICIAL
(5) Lay coroner report
(6) E.M.S. personnel
(7) Interviewee
(8) Other source (specify): _____
(9) Police

INJURY SOURCE CONFIDENCE LEVEL

(1) Certain
(2) Probable
(3) Possible
(9) Unknown

DIRECT/INDIRECT INJURY

(1) Direct contact injury
(2) Indirect contact injury
(3) Noncontact injury
(7) Injured, unknown source

STRIKING PROFILE

(0) Injury not from vehicle contact
(1) Flat-Narrow (<15 centimeters)
(2) Flat-Wide (≥ 15 centimeters)
(3) Rounded (contoured)
(4) Rounded edge
(5) Sharp edge
(8) Other (specify): _____
(9) Unknown

TYPE OF DAMAGE

(0) Injury not from vehicle contact
(1) No damage/contact
(2) Scratch (Scuff, Cloth Transfer,Smear)
(3) Dent
(4) Large deformation
(5) Cracked, fractured, shattered
(6) Separated from vehicle
(7) Noncontact injury
(8) Other specify: _____
(9) Unknown

DAMAGE DEPTH

(0) Injury not from vehicle contact
(1) No residual damage
(2) Surface only damage
(3) Crush depth >0 to 2 centimeters
(4) Crush depth >2 to 5 centimeters
(5) Crush depth >5 to 10 centimeters
(8) Other specify: _____
(9) Unknown

PEDESTRIAN INJURY CLASSIFICATION

Body Region

(1) Head
(2) Face
(3) Neck
(4) Thorax
(5) Abdomen
(6) Spine
(7) Upper Extremity
(8) Lower Extremity
(9) Unspecified

Type of Anatomic Structure

(1) Whole Area
(2) Vessels
(3) Nerves
(4) Organs (includes muscles/ ligaments)
(5) Skeletal (includes joints)
(6) Head - LOC
(9) Skin

Specific Anatomic Structure

Whole Area
(02) Skin - Abrasion
(04) Skin - Contusion
(06) Skin - Laceration
(08) Skin - Avulsion
(10) Amputation
(20) Burn
(30) Crush
(40) Degloving
(50) Injury - NFS
(90) Trauma, other than mechanical

Head - LOC
(02) Length of LOC
(04, 06, 08) Level of Consciousness
(10) Concussion

Spine
(02) Cervical
(04) Thoracic
(06) Lumbar

Vessels, Nerves, Organs, Bones, Joints are assigned consecutive two digit numbers beginning with 02

Level of Injury

Specific injuries are assigned consecutive two-digit numbers beginning with 02.

To the extent possible, within the organizational framework of the AIS, 00 is assigned to an injury NFS as to severity or where only one injury is given in the dictionary for that anatomic structure. 99 is assigned to any injury NFS as to lesion or severity.

Abbreviated Injury Scale

(1) Minor injury
(2) Moderate injury
(3) Serious injury
(4) Severe injury
(5) Critical injury
(6) Maximum (untreatable)
(7) Injured, unknown severity

Aspect

(1) Right
(2) Left
(3) Bilateral
(4) Central
(5) Anterior
(6) Posterior
(7) Superior
(8) Inferior
(9) Unknown
(0) Whole region

INJURY SOURCE

FRONT
700 Front bumper
701 Front lower valance/spoiler
702 Front grille
703 Hood edge and/or trim
704 Hood ornament (fixed)
705 Hood ornament (spring loaded)
706 Headlight
707 Retractable headlight door (Open/Closed)
708 Turn signal/parking lights
718 Other front or add on object (specify): _____
719 Unknown front object

Left Side Components
720 Front fender side surface
721 Front antenna
722 A1 pillar
723 A2 pillar
724 B pillar
725 C pillar
726 D pillar
728 Other pillar (specify): _____
729 Left side roof rail
730 Left side door surface
731 Left side door handle
732 Left side mirror fixed housing
733 Left side folding mirror
734 Left side glazing forward of B pillar
735 Left side glazing rearward of B pillar
736 Left side back fender or quarter panel
737 Rear antenna
738 Other left side object (specify): _____
739 Unknown left side component

Right Side Components
740 Front fender side surface
741 Front antenna
742 A1 pillar
743 A2 pillar
744 B pillar
745 C pillar
746 D pillar
748 Other pillar (specify): _____
749 Right side roof rail
750 Right side door surface
751 Right side door handle
752 Right side mirror fixed housing
753 Right side folding mirror
754 Right side glazing forward of B pillar
755 Right side glazing rearward of B pillar
756 Rear antenna
757 Rear fender or quarter panel
758 Other right side object (specify): _____
759 Unknown right side component

Back Components
760 Rear (back) bumper
761 Tailgate
762 Hatchback, vertical surface
768 Other back component (specify): _____
769 Unknown back component

Top Components
770 Hood surface
771 Hood surface reinforced by under hood component
772 Front fender top surface
773 Cowl area
774 Wiper blade & mountings
775 Windshield glazing
776 Front header
777 Roof surface
778 Backlight glazing
779 Rear header
780 Hatchback
781 Rear trunk lid
788 Other top component (specify): _____
789 Unknown top component

Wheels / tires
790 Left front wheel / tire
791 Right front wheel / tire
792 Left rear wheel / tire
793 Right rear wheel /tire
798 Other wheel / tire (specify): _____
799 Unknown wheel / tire

Undercarriage components
800 Front crossmember
801 Steering assembly/Front suspension
802 Oil pan
803 Exhaust system pipe
804 Transmission
805 Drive shaft
806 Catalytic converter
807 Muffler
808 Floor pan
809 Fuel tank
810 Rear suspension
818 Other undercarriage component (specify): _____
819 Unknown undercarriage component

Accessories
820 Air scoop, deflector
821 Cellular or CB radio antenna
822 Emergency lights or bar
823 Fog lights
824 Luggage, ski, or bike rack
825 Cargo (specify): _____
826 Spare tire
827 Spotlight
828 Other accessory (specify): _____

Other Object or Vehicle in Environment
947 Ground
948 Other object (specify): _____
949 Unknown object in environment
959 Unknown object on contacting vehicle
997 Noncontact injury source
999 Unknown injury source

OFFICIAL INJURY DATA — SKELETAL INJURIES

Restrained?

___ No

___ Yes

Indicate the Location, Specific Anatomic Structure, Detail (size, depth, fracture type, head injury clinical signs and neurological deficits), and Source of all injuries indicated by official sources (or from PAR or other unofficial sources if medical records and interviewee data are unavailable.)

Blood Alcohol Level (mg/dl)

BAL = ____

Glasgow Coma Scale Score

GCSS = ____

A&O x 2

Units of Blood Given

Units = ____

NR

Arterial Blood Gases

Ph = 7.36

PO_2 = 40

PCO_2 29

HCO_3 22

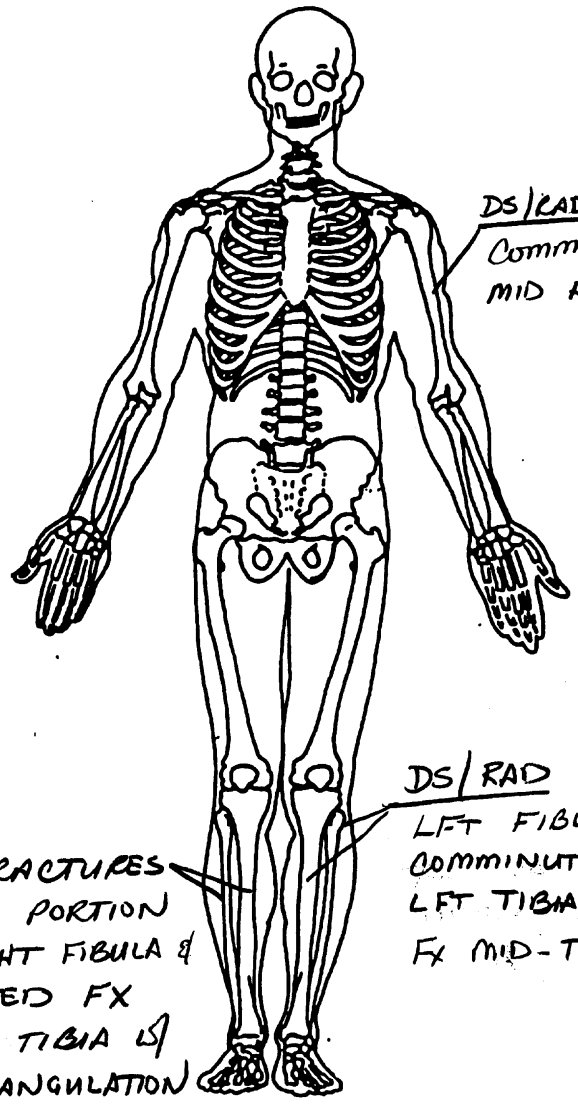

DS/RAD
COMMINUTED LFT MID HUMERUS FX

DS/RAD
LFT FIBULAR HEAD FX; COMMINUTED FX PROXIMAL LFT TIBIA (SHAFT), & FX MID-TIBIA SHAFT (TWO FX'S)

DS/RAD
TWO FRACTURES OF MID PORTION OF RIGHT FIBULA & COMMINUTED FX MID RT TIBIA W/ MEDIAL ANGULATION

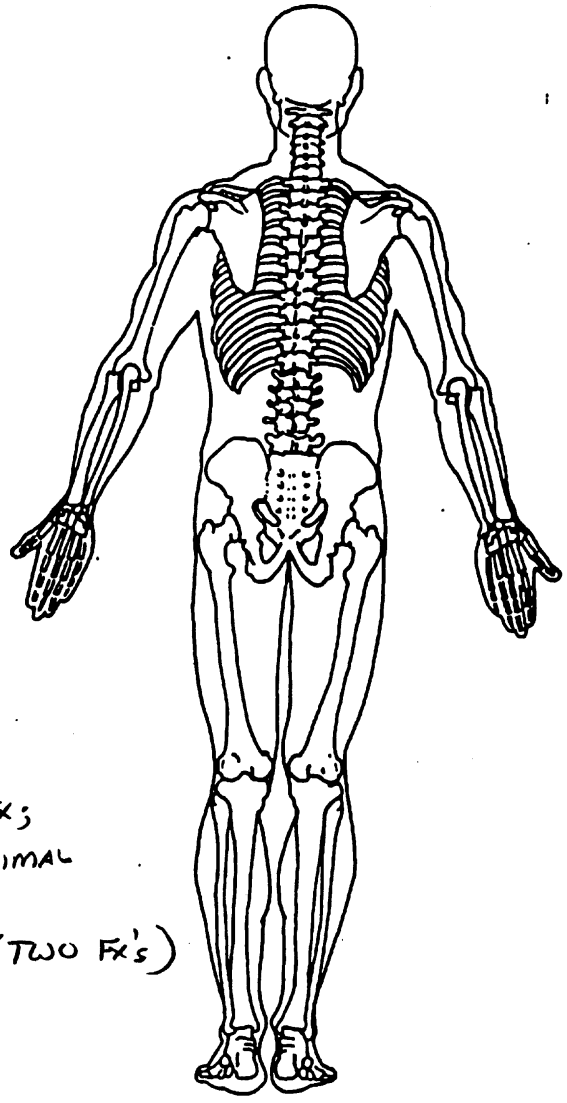

OFFICIAL INJURY DATA —INTERNAL INJURIES

Indicate the Location, Specific Anatomic Structure, Detail (size, depth, fracture type, head injury clinical signs and neurological deficits), and Source of all injuries indicated by official sources (or from PAR or other unofficial sources if medical records and interviewee data are unavailable.)

DS:
CLOSED HEAD INJURY; A&O x2; ASKING REPETITIVE QUESTIONS; UNKNOWN LOC

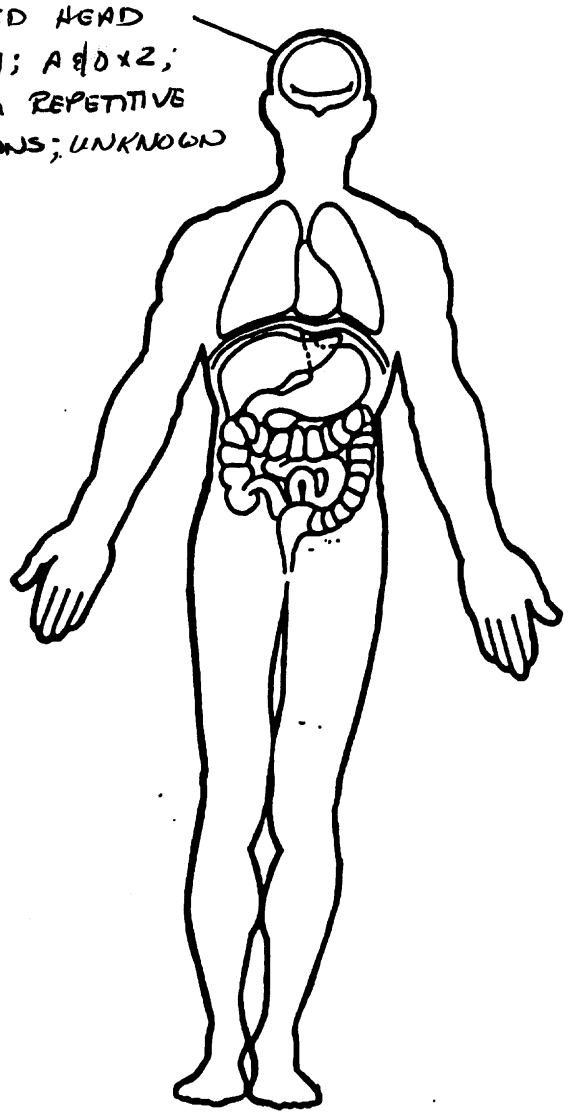

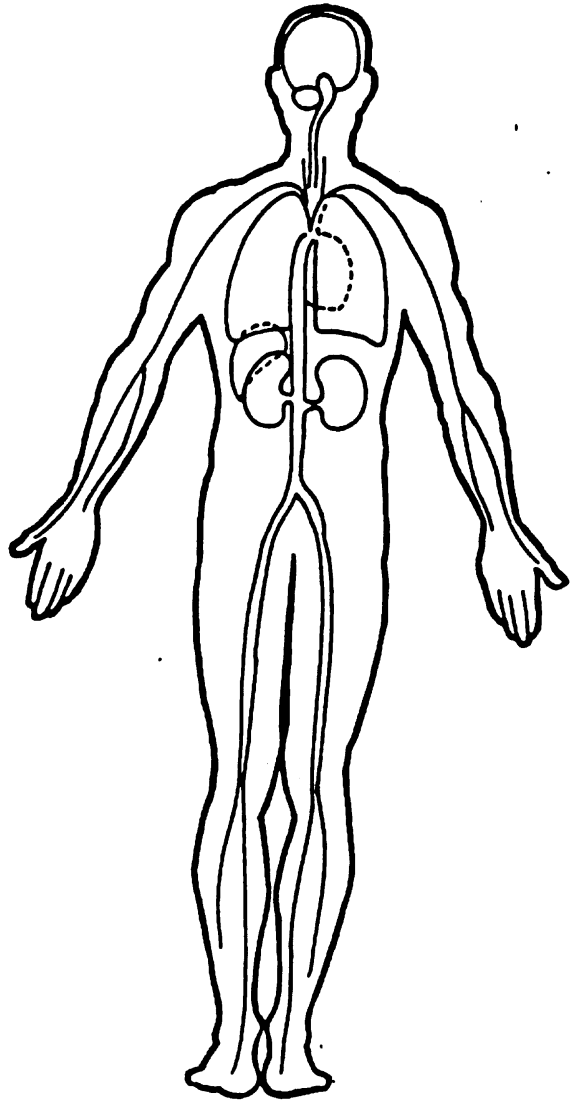

U.S. Department of Transportation
National Highway Traffic Safety Administration

BEST AVAILABLE

PEDESTRIAN GENERAL VEHICLE FORM

NATIONAL ACCIDENT SAMPLING SYSTEM
PEDESTRIAN CRASH DATA STUDY

1. Primary Sampling Unit Number 40
2. Case Number - Stratum 6 34 P
   CR
3. Vehicle Number 0 1

VEHICLE IDENTIFICATION

4. Vehicle Model Year 89
   Code the last two digits of the model year
   (99) Unknown

5. Vehicle Make (specify): PONTIAC 22
   Applicable codes are found in your NASS PCDS Data Collection, Coding and Editing Manual.
   (99) Unknown

6. Vehicle Model (specify): GRAN PRIX 020
   Applicable codes are found in your NASS PCDS Data Collection, Coding and Editing Manual.
   (999) Unknown

7. Body Type 02
   Note: Applicable codes may be found on the back of this page.

8. Vehicle Identification Number

   1G2WJ14IØKF[redacted]
   1 2 3 4 5 6 7 8 9 10 11 12 13 14 15 16 17

   Left justify; Slash zeros and letter Z (Ø and Z)
   No VIN—Code all zeros
   Unknown—Code all nines

OFFICIAL RECORDS

9. Police Reported Travel Speed 999
   Code to the nearest kmph (NOTE: 000 means less than 0.5 kmph)
   (160) 159.5 kmph and above
   (999) Unknown

   ___ mph X 1.6093 = ___ kmph

10. Speed Limit 089
    (000) No statutory limit
    Code posted or statutory speed limit in kmph
    (999) Unknown

    55 mph X 1.6093 = 088.5 kmph

11. Police Reported Alcohol Presence For Driver 9
    (0) No alcohol present
    (1) Yes alcohol present
    (7) Not reported
    (8) No driver present
    (9) Unknown

12. Alcohol Test Result For Driver 99
    Code actual value (decimal implied before first digit—0.xx)
    (95) Test refused
    (96) None given
    (97) AC (Alcohol Content) test performed, results unknown
    (98) No driver present
    (99) Unknown

    Source: _____

13. Police Reported Other Drug Presence For Driver 9
    (0) No other drug(s) present
    (1) Yes other drug(s) present
    (7) Not reported
    (8) No driver present
    (9) Unknown

14. Other Drug Specimen Test Result For Driver 9
    (0) No specimen test given
    (1) Drug not found in specimen
    (2) Drug found in specimen (specify): _____
    (3) Specimen test given, results unknown or not obtained
    (8) No driver present
    (9) Unknown

CODES FOR BODY TYPE

CDS APPLICABLE VEHICLES

Automobiles

(01) Convertible (excludes sun-roof, t-bar)
(02) 2-door sedan, hardtop, coupe
(03) 3-door/2-door hatchback
(04) 4-door sedan, hardtop
(05) 5-door/4-door hatchback
(06) Station wagon (excluding van and truck based)
(07) Hatchback, number of doors unknown
(08) Other automobile type (specify): _____
(09) Unknown automobile type

Automobile Derivatives

(10) Auto based pickup (includes El Camino, Caballero, Ranchero, Brat, and Rabbit pickup)
(11) Auto based panel (cargo station wagon, auto based ambulance/hearse)
(12) Large limousine - more than four side doors or stretched chassis
(13) Three-wheel automobile or automobile derivative

Utility Vehicles (≤ 4,500 kgs GVWR)

(14) Compact utility (Jeep CJ-2 - CJ-7, Scrambler, Golden Eagle, Renegade, Laredo, Wrangler, Cherokee [84 and after], Dispatcher, Raider, Bronco II, Bronco [76 and before], Explorer, S-10 Blazer, Geo Tracker, Bravada, S-15 Jimmy, Thing, Pathfinder, Trooper, Trooper II, Rodeo, Amigo, Navajo, 4-Runner, Montero, Samurai, Sidekick, Rocky)
(15) Large utility (includes Jeep Cherokee [83 and before], Ramcharger, Trailduster, Bronco-fullsize [78 and after], fullsize Blazer, fullsize Jimmy, Landcruiser, Rover, Scout)
(16) Utility station wagon (Chevy Suburban, GMC Suburban, Travelall, Grand Wagoneer, includes suburban limousine)
(19) Utility, unknown body type

Van Based Light Trucks (≤ 4,500 kgs GVWR)

(20) Minivan (Chrysler Town and Country, Caravan, Grand Caravan, Voyager, Grand Voyager, Mini-Ram, Dodge/Plymouth Vista, Aerostar, Villager, Lumina APV, Trans Sport, Silhouette, Astro, Safari, Toyota Van, Toyota Minivan, Previa, Nissan Minivan, Quest, Mitsubishi Minivan, Vanagon/Camper.)
(21) Large van (B150-B350, Sportsman, Royal, Maxiwagon, Ram, Tradesman, Voyager [83 and before], E150-E350, Econoline, Clubwagon, Chateau, G10-G30, Chevy Van, Beauville, Sport Van, G15-G35, Rally Van, Vandura.)
(22) Step van or walk-in van (≤ 4,500 kgs GVWR)
(23) Van based motorhome (≤ 4,500 kgs GVWR)
(24) Van based school bus (≤ 4,500 kgs GVWR)
(25) Van based other bus (≤ 4,500 kgs GVWR)
(28) Other van type (Hi-Cube Van, Kary) (specify): _____
(29) Unknown van type

Light Conventional Trucks (Pickup style cab, ≤ 4,500 kgs GVWR)

(30) Compact pickup (D50, Colt P/U, Ram 50, Dakota, Arrow Pickup [foreign], Ranger, Courier, S-10 , T-10, LUV, S-15, T-15, Sonoma, Datsun/Nissan Pickup, P'up, Mazda Pickup, Toyota Pickup, Mitsubishi Pickup)
(31) Large Pickup (Jeep Pickup, Comanche, Ram Pickup, D100-D350, W100-W350, F100-F350, C10-C35, K10-K35, R10-R35, V10-V35, Silverado, Sierra, R100-R500,)
(32) Pickup with slide-in camper
(33) Convertible pickup
(39) Unknown pickup style light conventional truck type

Other Light Trucks (≤ 4,500 kgs GVWR)

(40) Cab chassis based (includes rescue vehicles, light stake, dump, and tow truck)
(41) Truck based panel
(42) Light truck based motorhome (chassis mounted)
(45) Other light conventional truck type
(48) Unknown light truck type
(49) Unknown light vehicle type (automobile, utility, van, or light truck)

OTHER VEHICLES

Buses (Excludes Van Based)

(50) School bus (designed to carry students, not cross country or transit)
(58) Other bus type (e.g., transit, intercity, bus based motorhome) (specify): _____
(59) Unknown bus type

Medium/Heavy Trucks (> 4,500 kgs GVWR)

(60) Step van (> 4,500 kgs GVWR)
(61) Single unit straight truck (4,500 kgs < GVWR ≤ 8,850 kgs)
(62) Single unit straight truck (8,850 kgs < GVWR ≤ 12,000 kgs)
(63) Single unit straight truck (> 12,000 kgs GVWR)
(64) Single unit straight truck, GVWR unknown
(65) Medium/heavy truck based motorhome
(67) Truck-tractor with no cargo trailer
(68) Truck-tractor pulling one trailer
(69) Truck-tractor pulling two or more trailers
(70) Truck-tractor (unknown if pulling trailer)
(78) Unknown medium/heavy truck type
(79) Unknown truck type (light/medium/heavy)

Motored Cycles (Does Not Include All-Terrain Vehicles/Cycles)

(80) Motorcycle
(81) Moped (motorized bicycle)
(82) Three-wheel motorcycle or moped
(88) Other motored cycle (minibike, motorscooter) (specify): _____
(89) Unknown motored cycle type

Other Vehicles

(90) ATV (All-Terrain Vehicle) and ATC (All-Terrain Cycle)
(91) Snowmobile
(92) Farm equipment other than trucks
(93) Construction equipment other than trucks
(97) Other vehicle type
(99) Unknown body type

VEHICLE WEIGHT ITEMS

15. Vehicle Curb Weight 1370
    ___ Code weight to nearest 10 kilograms.
    (045) Less than 450 kilograms
    (610) 6,100 kilograms or more
    (999) Unknown

    30.184 lbs X .4536 = 1.372 kgs

    Source: [redacted]

16. Vehicle Cargo Weight 9990
    ___ Code weight to nearest 10 kilograms.
    (000) Less than 5 kilograms
    (450) 4,500 kilograms or more
    (999) Unknown

    __ __.__ __ __ lbs X .4536 = __.__ __ __ kgs

OTHER DATA

17. Vehicle Special Use (This Trip) 0
    (0) No special use
    (1) Taxi
    (2) Vehicle used as school bus
    (3) Vehicle used as other bus
    (4) Military
    (5) Police
    (6) Ambulance
    (7) Fire truck or car
    (8) Other (specify): _____
    (9) Unknown

STOP - VARIABLES 18 THROUGH 20 ARE COMPLETED BY THE ZONE CENTER

RECONSTRUCTION DATA

18. Impact Speed + 999
    _____ Nearest kmph

    (NOTE: 000 means greater than .5 kmph)
    (160) 159.5 kmph and above
    (999) Unknown

19. Accuracy Range of Impact Speed Estimate 9
    (0) No reconstruction
    (1) Less than 2 kmph
    (2) ≥ 2 kmph and ≤ 8 kmph
    (3) ≥ 9 kmph and ≤ 16 kmph
    (4) ≥ 17 kmph and ≤ 26 kmph
    (9) Unknown

20. Data Source of Impact Speed 0
    (0) No impact speed calculated
    (1) Zone center calculation
    (2) Police calculation
    (3) Driver/witness/police estimates

PRECRASH DATA

21. Driver's Attention to Driving 9
    (Prior to Recognition of Critical Event)
    (1) Full attention to driving
    (2) Distracted by other occupant
    (3) Distracted by moving object in vehicle
    (4) Distracted by outside person, object, or event
    (5) Talking on cellular phone or CB radio
    Specify: _____
    (6) Sleeping or dozing while driving
    (8) Other (specify): _____
    (9) Unknown

22. Pre-Event Vehicle Movement 13
    (Prior to Recognition of Critical Event)
    (01) Going straight
    (02) Slowing or stopping in traffic lane
    (03) Starting in traffic lane
    (04) Stopped in traffic lane
    (05) Passing or overtaking another vehicle
    (06) Disabled or parked in travel lane
    (07) Leaving a parking position
    (08) Entering a parking position
    (09) Turning right
    (10) Turning left
    (11) Making a U-turn
    (12) Backing up (other than for parking position)
    (13) Negotiating a curve
    (14) Changing lanes
    (15) Merging
    (16) Successful avoidance maneuver to a previous critical event
    (97) Other (specify): _____
    (98) No driver present
    (99) Unknown

23. Critical Precrash Event 12

This Vehicle Loss of Control Due To:
(01) Blow out or flat tire
(02) Stalled engine
(03) Disabling vehicle failure (e.g., wheel fell off) (specify): _____
(04) Non-disabling vehicle problem (e.g., hood flew up) (specify): _____
(05) Poor road conditions (puddle, pot hole, ice, etc.) (specify): _____
(06) Traveling too fast for conditions
(08) Other cause of control loss (specify): _____
(09) Unknown cause of control loss

This Vehicle Traveling
(10) Over the lane line on left side of travel lane
(11) Over the lane line on right side of travel lane
(12) Off the edge of the road on the left side
(13) Off the edge of the road on the right side
(14) End departure
(15) Turning left at intersection
(16) Turning right at intersection
(17) Crossing over (passing through) intersection
(19) Unknown travel direction

Other Motor Vehicle In Lane
(50) Stopped
(51) Traveling in same direction with lower speed (i.e., lower steady speed or decelerating)
(52) Traveling in same direction with higher speed
(53) Traveling in opposite direction
(54) In crossover
(55) Backing
(59) Unknown travel direction of other motor vehicle in lane

Other Motor Vehicle Encroaching Into Lane
(60) From adjacent lane (same direction)—over left lane line
(61) From adjacent lane (same direction)—over right lane line
(62) From opposite direction—over left lane line
(63) From opposite direction—over right lane line
(64) From parking lane
(65) From crossing street, turning into same direction
(66) From crossing street, across path
(67) From crossing street, turning into opposite direction
(68) From crossing street, intended path not known
(70) From driveway, turning into same direction
(71) From driveway, across path
(72) From driveway, turning into opposite direction
(73) From driveway, intended path not known
(74) From entrance to limited access highway
(78) Encroachment by other vehicle—details unknown

Pedestrian or Pedalcyclist, or Other Nonmotorist
(80) Pedestrian in roadway
(81) Pedestrian approaching roadway
(82) Pedestrian—unknown location
(83) Pedalcyclist or other nonmotorist in roadway (specify): _____
(84) Pedalcyclist or other nonmotorist approaching roadway (specify): _____
(85) Pedalcyclist or other nonmotorist—unknown location (specify): _____

Object or Animal
(87) Animal in roadway
(88) Animal approaching roadway
(89) Animal—unknown location
(90) Object in roadway
(91) Object approaching roadway
(92) Object—unknown location
(98) Other critical precrash event (specify): _____
(99) Unknown

24. Attempted Avoidance Maneuver 99
(00) No driver present
(01) No avoidance actions
(02) Braking (no lockup)
(03) Braking (lockup)
(04) Braking (lockup unknown)
(05) Releasing brakes
(06) Steering left
(07) Steering right
(08) Braking and steering left
(09) Braking and steering right
(10) Accelerating
(11) Accelerating and steering left
(12) Accelerating and steering right
(98) Other action (specify): _____
(99) Unknown

25. Precrash Stability After Avoidance Maneuver 9
(0) No driver present
(1) No avoidance maneuver
(2) Tracking
(3) Skidding longitudinally—rotation less than 30 degrees
(4) Skidding laterally—clockwise rotation
(5) Skidding laterally—counterclockwise rotation
(8) Other vehicle loss-of-control (specify): _____
(9) Precrash stability unknown

26. Precrash Directional Consequences of Avoidance Maneuver (Corrective Action) 9
(0) No driver present
(1) No avoidance maneuver
(2) Vehicle stayed in travel lane where avoidance maneuver was initiated
(3) Vehicle stayed on roadway but left travel lane where avoidance maneuver was initiated
(4) Vehicle stayed on roadway, not known if left travel lane where avoidance maneuver was initiated
(5) Vehicle departed roadway
(6) Avoidance maneuver initiated off roadway
(9) Directional consequences unknown

ENVIRONMENTAL DATA

27. Relation to Junction 1
(0) Non-junction
(1) Interchange area

Non-Interchange
(2) Intersection
(3) Intersection-related
(4) Drive, alley access related
(5) Other non-interchange (specify): _____
(6) Unknown type of non-interchange
(9) Unknown if interchange

28. Trafficway Flow 4
(1) Not physically divided (two way traffic)
(2) Divided trafficway - median strip without positive barrier
(3) Divided trafficway - median strip with positive barrier
(4) One way trafficway
(9) Unknown

29. Number of Travel Lanes 1
(1) One
(2) Two
(3) Three
(4) Four
(5) Five
(6) Six
(7) Seven or more
(9) Unknown

30. Roadway Alignment 2
(1) Straight
(2) Curve right
(3) Curve left
(9) Unknown

31. Roadway Profile 3
(1) Level
(2) Uphill Grade (>2%)
(3) Downhill Grade (>2%)
(4) Hillcrest
(5) Sag
(9) Unknown

32. Roadway Surface Type 2
(1) Concrete
(2) Bituminous (asphalt)
(3) Brick or Block
(4) Slag, gravel or stone
(5) Dirt
(8) Other (specify): _____
(9) Unknown

33. Roadway Surface Condition 2
(1) Dry
(2) Wet
(3) Snow and slush
(4) Ice
(5) Sand, dirt or oil
(8) Other (specify): _____
(9) Unknown

34. Traffic Control Device 0
(0) No traffic control(s)
(1) Trafficway traffic control signal (not RR crossing)

Regulatory or School Zone Sign (Not RR Crossing)
(2) Stop sign
(3) Yield sign
(4) School zone sign
(5) Other sign (specify): _____
(6) Unknown sign
(7) Warning sign (not RR crossing)
(8) Miscellaneous/other controls including RR controls (specify): _____
(9) Unknown

35. Traffic Control Device Functioning 0
(0) No traffic control
(1) Not Functioning
(2) Functioning
(9) Unknown

36. Light Conditions ~~2~~ 3
(1) Daylight
(2) Dark
(3) Dark, but lighted
(4) Dawn
(5) Dusk
(9) Unknown

37. Atmospheric Conditions 1
(1) No adverse atmospheric related driving conditions
(2) Rain
(3) Sleet
(4) Snow
(5) Fog
(6) Rain and fog
(7) Sleet and fog
(8) Other (e.g., smog, smoke, blowing sand or dust, etc.) (specify): _____
(9) Unknown

BEST AVAILABLE

U.S. Department of Transportation
National Highway Traffic Safety Administration

PEDESTRIAN EXTERIOR VEHICLE FORM

NATIONAL ACCIDENT SAMPLING SYSTEM
PEDESTRIAN CRASH DATA STUDY

1. Primary Sampling Unit Number 40
2. Case Number - Stratum 6 34 P CK
3. Vehicle Number 0 1

VEHICLE IDENTIFICATION

VIN 1G2WJ14TØKE[redacted] Model Year 89

Vehicle Make (specify): PONTIAC Vehicle Model (specify): GRAND PRIX 2dr

PEDESTRIAN FRONT CONTACT WORK SHEET

PEV06	Hood Material	STEEL
PEV08	Hood Length	114 cm
PEV09	Hood Width-Forward Opening	140 cm
PEV10	Hood Width-Midway	148 cm
PEV11	Hood Width-Rear Opening	156 cm
PEV14	Front Bumper Cover Material	PLASTIC
PEV15	Front Bumper Reinforcement Material	STEEL

VERTICAL MEASUREMENTS

PEV16	Front Bumper-Bottom Height	34 cm
PEV17	Front Bumper-Top Height	54 cm
PEV18	Forward Hood Opening	71 cm
PEV19	Front Bumper Lead	11 cm

WRAP DISTANCES

PEV20	Ground to Forward Hood Opening	82 cm
PEV21	Ground to Front/Top Transition Point	100 cm
PEV22	Ground to Rear Hood Opening	202 cm
PEV23	Ground to Base of Windshield	208 cm
PEV24	Ground to Top of Windshield	289 cm
PEV25	Ground to Head Contact	260 cm

page 171

VEHICLE DAMAGE SKETCH

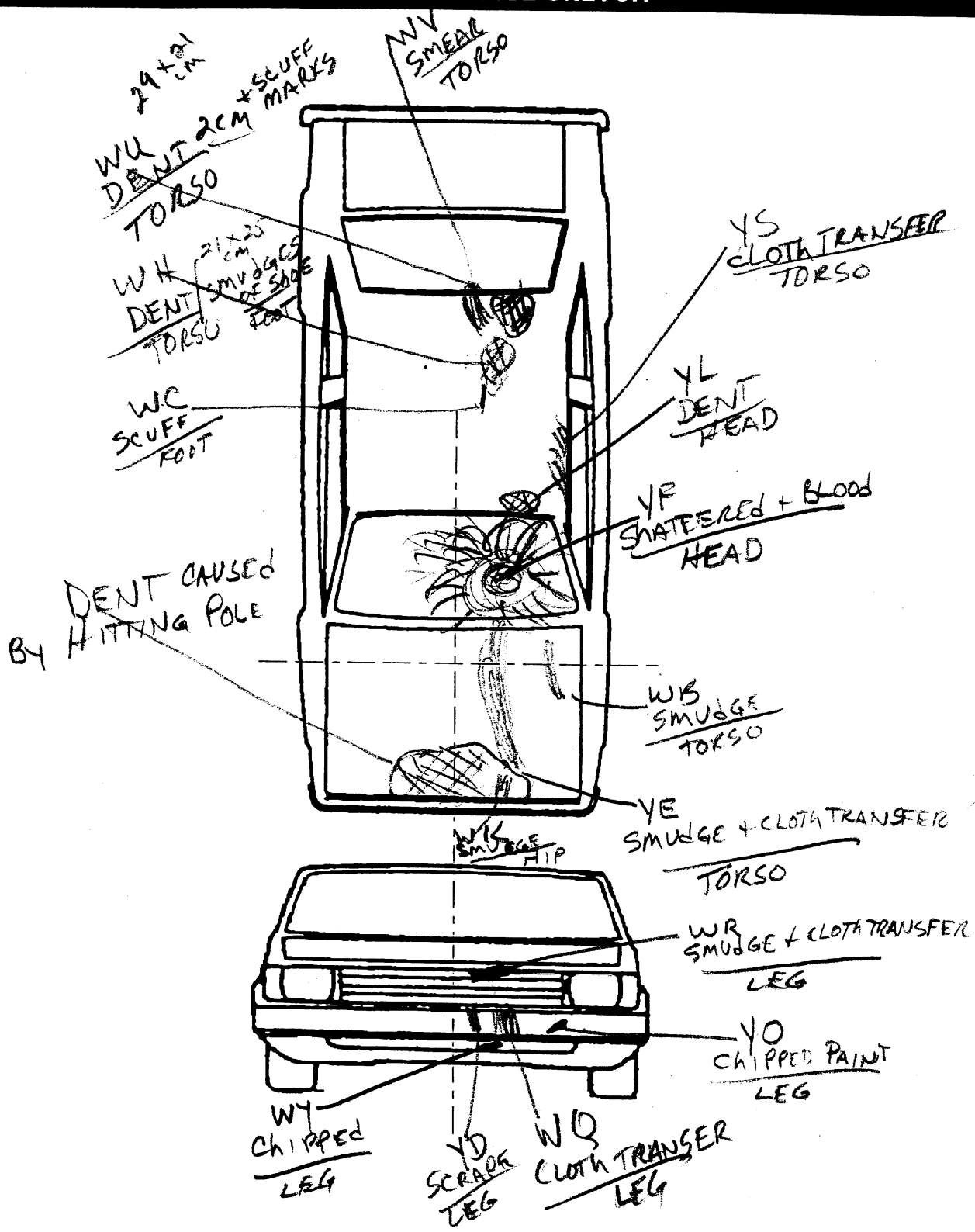

NOTES: Sketch all pedestrian contacts, include the size and depth in centimeters. Locate the pedestrian contacts from the intercept point of the centerline (lateral) and the front axles (longitudinal) in centimeters. Annotate observations which might be useful in reconstructing the accident (e.g., grass in tire bead, direction of striations, scuff on sidewalls, etc.).

Location of the origin (intercept point of the centerline and the front axles) from the ground: 177 cm

PEDESTRIAN SIDE CONTACT WORK SHEET

PEV06 Hood Material _____

PEV08 Hood Length ___ ___ ___ cm

PEV09 Hood Width-Forward Opening ___ ___ ___ cm

PEV10 Hood Width-Midway ___ ___ ___ cm

PEV11 Hood Width-Rear Opening ___ ___ ___ cm

VERTICAL MEASUREMENTS

PEV26 Ground Clearance ___ ___ ___ cm

PEV27 Side Bumper-Bottom Height ___ ___ ___ cm

PEV28 Side Bumper-Top Height ___ ___ ___ cm

PEV29 Centerline of Wheel ___ ___ ___ cm

PEV30 Top of Tire ___ ___ ___ cm

PEV31 Top of Wheel Well Opening ___ ___ ___ cm

PEV32 Bottom of A-Pillar at Windshield ___ ___ ___ cm

PEV33 Top of A-Pillar at Windshield ___ ___ ___ cm

PEV34 Top of Side View Mirror ___ ___ ___ cm

LATERAL MEASUREMENTS

PEV35 C_L to A-Pillar at Bottom of Windshield ___ ___ ___ cm

PEV36 C_L to A-Pillar at Top of Windshield ___ ___ ___ cm

PEV37 C_L to Maximum Side View Mirror Protrusion ___ ___ ___ cm

WRAP DISTANCES

PEV38 Ground to Side/Top Transition ___ ___ ___ cm

PEV39 Ground to Hood Edge ___ ___ ___ cm

PEV40 Ground to Centerline of Hood (ORIGIN) ___ ___ ___ cm

PEV41 Ground to Head Contact ___ ___ ___ cm

VEHICLE DAMAGE SKETCH

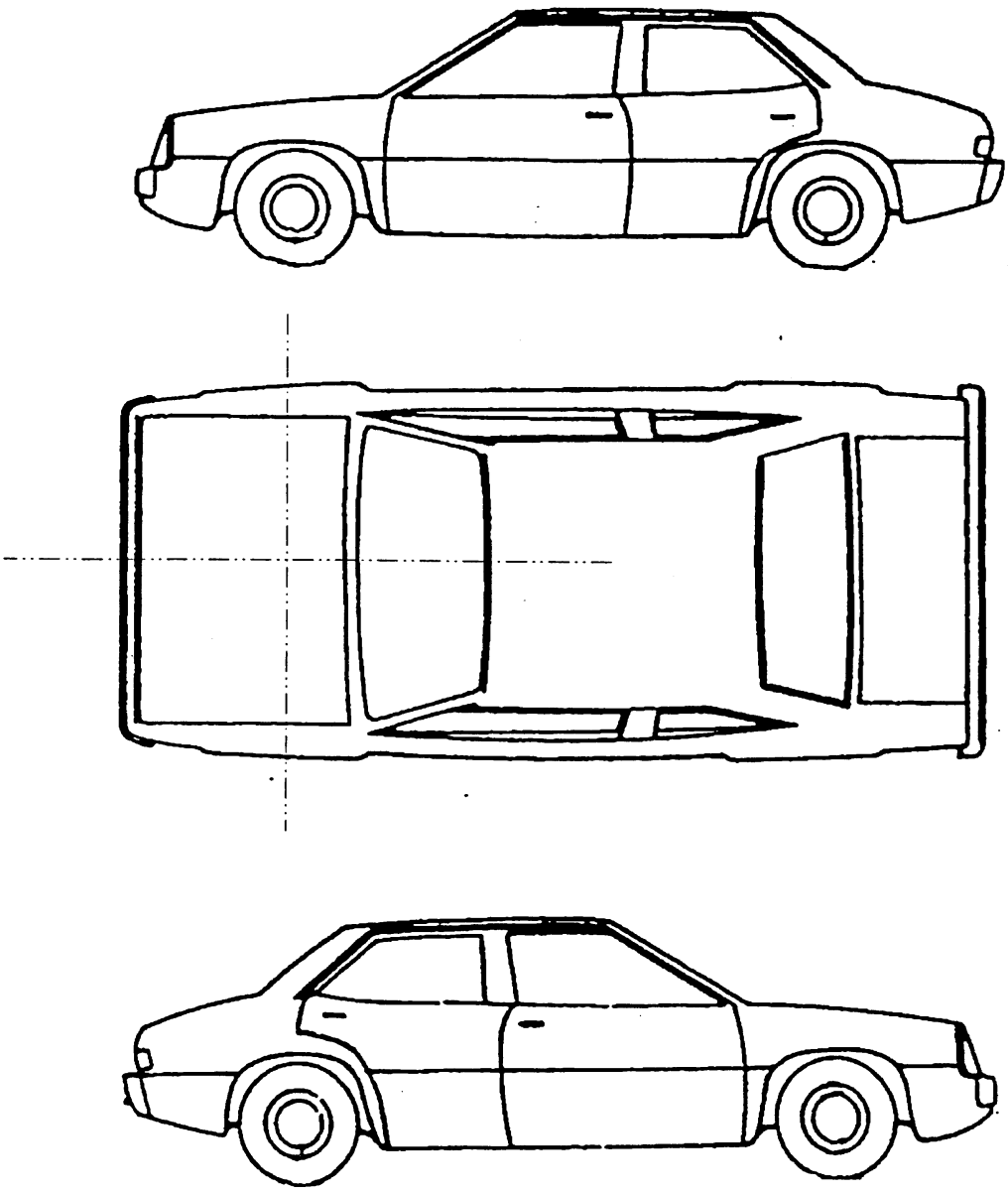

NOTES: Sketch all pedestrian contacts, include the size and depth in centimeters. Locate the pedestrian contacts from the intercept point of the centerline (lateral) and the front axles (longitudinal) in centimeters. Annotate observations which might be useful in reconstructing the accident (e.g., grass in tire bead, direction of striations, scuff on sidewalls, etc.).

Location of the origin (intercept point of the centerline and the front axles) from the ground: ___ ___ ___ cm

ORIGINAL SPECIFICATIONS

Wheelbase	107.5	inches	x 2.54	=	273	cm
Overall Length	194.1	inches	x 2.54	=	493	cm
Maximum Width	70.9	inches	x 2.54	=	180	cm
Curb Weight	30.18.4	pounds	x .4536	=	1.372	kg
Average Track MVMA	58.9	inches	x 2.54	=	150	cm
Front Overhang	43.7	inches	x 2.54	=	111	cm
Rear Overhang	41.3	inches	x 2.54	=	105	cm
Undeformed End Width	___.___	inches	x 2.54	=	___	cm
Engine Size: cyl./displ.	___	cc	x .001	=	3.1	L
[redacted]	___	CID	x .0164	=	___.___	L

INJURY SOURCE

FRONT
700 Front bumper
701 Front lower valance/spoiler
702 Front grille
703 Hood edge and/or trim
704 Hood ornament (fixed)
705 Hood ornament (spring loaded)
706 Headlight
707 Retractable headlight door (Open/Closed)
708 Turn signal/parking lights
718 Other front or add on object (specify):_____
719 Unknown front object

Left Side Components
720 Front fender side surface
721 Front antenna
722 A1 pillar
723 A2 pillar
724 B pillar
725 C pillar
726 D pillar
728 Other pillar (specify): _____
729 Left side roof rail
730 Left side door surface
731 Left side door handle
732 Left side mirror fixed housing
733 Left side folding mirror
734 Left side glazing forward of B pillar
735 Left side glazing rearward of B pillar
736 Left side back fender or quarter panel
737 Rear antenna
738 Other left side object (specify): _____
739 Unknown left side component

Right Side Components
740 Front fender side surface
741 Front antenna
742 A1 pillar
743 A2 pillar
744 B pillar
745 C pillar
746 D pillar
748 Other pillar (specify):_____
749 Right side roof rail
750 Right side door surface
751 Right side door handle
752 Right side mirror fixed housing
753 Right side folding mirror
754 Right side glazing forward of B pillar
755 Right side glazing rearward of B pillar
756 Rear antenna
757 Rear fender or quarter panel
758 Other right side object (specify): _____
759 Unknown right side component

Back Components
760 Rear (back) bumper
761 Tailgate
762 Hatchback, vertical surface
768 Other back component (specify): _____
769 Unknown back component

Top Components
770 Hood surface
771 Hood surface reinforced by under hood component
772 Front fender top surface
773 Cowl area
774 Wiper blade & mountings
775 Windshield glazing
776 Front header
777 Roof surface
778 Backlight glazing
779 Rear header
780 Hatchback
781 Rear trunk lid
788 Other top component (specify): _____
789 Unknown top component

Wheels / tires
790 Left front wheel / tire
791 Right front wheel / tire
792 Left rear wheel / tire
793 Right rear wheel /tire
798 Other wheel / tire (specify): _____
799 Unknown wheel / tire

Undercarriage components
800 Front cross member
801 Steering assembly/Front suspension
802 Oil pan
803 Exhaust system pipe
804 Transmission
805 Drive shaft
806 Catalytic converter
807 Muffler
808 Floor pan
809 Fuel tank
810 Rear suspension
818 Other undercarriage component (specify): _____
819 Unknown undercarriage component

Accessories
820 Air scoop, deflector
821 Cellular or CB radio antenna
822 Emergency lights or bar
823 Fog lights
824 Luggage, ski, or bike rack
825 Cargo (specify):_____
826 Spare tire
827 Spotlight
828 Other accessory (specify):_____

Other Object or Vehicle in Environment
947 Ground
948 Other object (specify):_____
949 Unknown object in environment
959 Unknown object on contacting vehicle
997 Noncontact injury source
999 Unknown injury source

POINTS OF PEDESTRIAN CONTACT

PEDESTRIAN CONTACT WORKSHEET

CONTACT ID LABEL	COMPONENT CONTACTED	LONGITUDINAL LOCATION (X)	LATERAL LOCATION (Y)	CRUSH IN CENTIMETERS	SUSPECTED BODY REGION	SUPPORTING PHYSICAL EVIDENCE	CONFIDENCE LEVEL OF CONTACT POINT (Circle)	SEQUENCE #
WY	Bumper	53	17		LEG	chipped	1 (2) 3 9	15
YD	GRILL	66	12		LEG	SCRAPE	(1) 2 3 9	13
YQ	"	64	22		LEG	CLOTH TRANS	(1) 2 3 9	12
YO	"	63	32		LEG	Chipped PAINT	(1) 2 3 9	11
WR	"	81	18		LEG	SMUDGE CLOTH TRANS	(1) 2 3 9	10
WK	Hood	90	16		HIP	SMUDGE	(1) 2 3 9	3
YE	Hood	115	48		TORSO	SMUDGE	(1) 2 3 9	4
WB	Hood	167	54		TORSO	SMUDGE	(1) 2 3 9	5
YF	WS	260	40		HEAD	SHATTERED & BLOOD	(1) 2 3 9	1
YL	ROOF	300	63	12×12 .5	HEAD	DENT	(1) 2 3 9	2
YS	"	314	63		TORSO	CLOTH TRANSFER	(1) 2 3 9	9
WC	"	362	38		FOOT	SCUFF	(1) 2 3 9	8
WH	"	373	48	21×25 .4	TORSO	DENT	(1) 2 3 9	6
WU	"	402	29	29×21 2 CM	TORSO	DENT	(1) 2 3 9	7
WV	"	403	52		TORSO	SMEAR	(1) 2 3 9	14
							1 2 3 9	
							1 2 3 9	
							1 2 3 9	
							1 2 3 9	
							1 2 3 9	
							1 2 3 9	
							1 2 3 9	
							1 2 3 9	
							1 2 3 9	

POINTS OF PEDESTRIAN CONTACT

CHRONOLOGICAL ORDER OF CONTACTS

CONTACT #	COMPONENT CONTACTED CODE	LONGITUDINAL LOCATION (X)	LATERAL LOCATION (Y)	CRUSH IN CENTIMETERS	SUSPECTED BODY REGION	SUPPORTING PHYSICAL EVIDENCE	CONFIDENCE LEVEL OF CONTACT POINT (Circle)
1	775	260	40		HEAD	SHATTERED Blood	(1) 2 3 9
2	777	300	63	0.5	HEAD	DENT	(1) 2 3 9
3	770	90	16		HIP	SMUDGE	(1) 2 3 9
4	770	115	48		TORSO	SMUDGE	(1) 2 3 9
5	770	167	54		TORSO	SMUDGE	(1) 2 3 9
6	777	373	48	0.4	TORSO	DENT	(1) 2 3 9
7	777	402	29	2	TORSO	DENT	(1) 2 3 9
8	777	362	38		FOOT	SCUFF	(1) 2 3 9
9	777	314	63		TORSO	CLOTH TRANSFER	(1) 2 3 9
10	702	81	18		LEG	SMUDGE CLOTH TRANSFER	(1) 2 3 9
11	702	63	32		LEG	CHIPPED PAINT	(1) 2 3 9
12	702	64	22		LEG	CLOTH TRANSFER	(1) 2 3 9
13	702	66	12		LEG	SCRAPE	(1) 2 3 9
14	777	403	52		TORSO	SMEAR	(1) 2 3 9
15	700	53	17		LEG	CHIPPED	1 (2) 3 9
16							1 2 3 9
17							1 2 3 9
18							1 2 3 9
19							1 2 3 9
20							1 2 3 9
21							1 2 3 9
22							1 2 3 9
23							1 2 3 9
24							1 2 3 9
25							1 2 3 9

VEHICLE DIMENSIONS

4. Original Wheelbase 273
____ Code to the nearest centimeter
(999) Unknown

107.5 inches X 2.54 = 273 centimeters

5. Original Average Track Width 150
____ Code to the nearest centimeter
(185) 185 centimeters or more
(999) Unknown

58.9 inches X 2.54 = 150 centimeters

6. Hood Material 3
(1) Plastic
(2) Fiberglass
(3) Steel
(4) Aluminum
(5) Stainless Steel
(8) Other (specify):_____
(9) Unknown

7. Hood Original Equipment Manufacturer (OEM) 1
(1) OEM factory installed hood
(2) OEM replacement
(3) Non-OEM replacement
(9) Unknown

8. Hood Length 114
____ Code to the nearest centimeter
(180) 180 centimeters or more
(999) Unknown

44.9 inches X 2.54 = 114 centimeter

9. Hood Width Forward Opening 140
____ Code to the nearest centimeter
(210) 210 centimeters or more
(999) Unknown

55.1 inches X 2.54 = 140 centimeters

10. Hood Width Midway 148
____ Code to the nearest centimeter
(210) 210 centimeters or more
(999) Unknown

58.3 inches X 2.54 = 148 centimeters

11. Hood Width Rear Opening 156
_____Code to the nearest centimeter
(210) 210 centimeters or more
(999) Unknown

61.4 inches X 2.54 = 156 centimeters

12. Hood/Fender Vertical/Lateral Crush From Pedestrian 2
(0) Not damaged
(1) Surface scratching only, no residual crush
(2) Minor crush (1-3 centimeters)
(3) Moderate crush (4-7 centimeters)
(4) Severe crush (>7 centimeters)
(8) Damage present, unknown if damage is from pedestrian impact
(9) Unknown

13. Windshield Contact Damage From Pedestrian Contact 2
(0) Not contacted by pedestrian
(1) Contacted by pedestrian - not damaged
(2) Contacted by pedestrian - damaged
(3) Unknown if contacted by pedestrian - not damaged
(4) Unknown if contacted by pedestrian - damaged
(9) Unknown if contacted by pedestrian - unknown if damaged

FRONT CONTACT DAMAGE

Front Vertical Measurements

14. Front Bumper Cover Material 1
(0) No front contact
(1) Plastic
(2) Fiberglass
(3) Rubber
(4) Other (specify):_____
(9) Unknown

15. Front Bumper Reinforcement Material 1
(0) No front contact
(1) Steel
(2) Aluminum
(3) Stainless Steel
(4) Other (specify):_____
(9) Unknown

16. Front Bumper-Bottom Height 034
____ Code to the nearest centimeter
(000) No front contact
(150) 150 centimeters or more
(999) Unknown

13.4 inches X 2.54 = 034 centimeters

17. Front Bumper-Top Height 054
____ Code to the nearest centimeter
(000) No front contact
(150) 150 centimeters or more
(999) Unknown

21.3 inches X 2.54 = 054 centimeters

18. Forward Hood Opening 071
____ Code to the nearest centimeter
(000) No front contact
(200) 200 centimeters or more
(999) Unknown

28.0 inches X 2.54 = 071 centimeters

19. Front Bumper Lead 11
(00) No front contact
____ Code to the nearest centimeter
(30) 30 centimeters or more
(99) Unknown

4.3 inches X 2.54 = 011 centimeters

Front Wrap Distance Measurements

20. Ground to Forward Hood Opening 082
____ Code to the nearest centimeter
(000) No front contact
(200) 200 centimeters or more
(999) Unknown

32.3 inches X 2.54 = 082 centimeters

21. Ground to Front/Top Transition Point 100
____ Code to the nearest centimeter
(000) No front contact
(180) 180 centimeters or more
(999) Unknown

39.4 inches X 2.54 = 100 centimeters

22. Ground to Rear Hood Opening 202
____ Code to the nearest centimeter
(000) No front contact
(400) 400 centimeters or more
(999) Unknown

79.5 inches X 2.54 = 202 centimeters

23. Ground to Base of Windshield 208
____ Code to the nearest centimeter
(000) No front contact
(400) 400 centimeters or more
(999) Unknown

81.9 inches X 2.54 = 208 centimeters

24. Ground to Top of Windshield 289
____ Code to the nearest centimeter
(000) No front contact
(500) 500 centimeters or more
(999) Unknown

113.8 inches X 2.54 = 289 centimeters

25. Ground To Head Contact 260
____ Code to the nearest centimeter
(000) No front contact
(400) 400 centimeters or more
(998) No head contact
(999) Unknown

102.4 inches X 2.54 = 260 centimeters

SIDE CONTACT DAMAGE

Side Vertical Measurements

26. Ground Clearance 000
____ Code to the nearest centimeter
(000) No side contact
(150) 150 centimeters or more
(999) Unknown

___.__ inches X 2.54 = ___ centimeters

27. Side Bumper-Bottom Height 000
____ Code to the nearest centimeter
(000) No side contact
(150) 150 centimeters or more
(999) Unknown

___.__ inches X 2.54 = ___ centimeters

28. Side Bumper-Top Height 000
____ Code to the nearest centimeter
(000) No side contact
(150) 150 centimeters or more
(999) Unknown

___.__ inches X 2.54 = ___ centimeters

29. Centerline of Wheel 0 0 0
_____ Code to the nearest centimeter
(000) No side contact
(150) 150 centimeters or more
(999) Unknown

___ ___ ___ . ___ inches X 2.54 = ___ ___ ___ centimeters

30. Top of Tire 0 0 0
_____ Code to the nearest centimeter
(000) No side contact
(200) 200 centimeters or more
(999) Unknown

___ ___ ___ . ___ inches X 2.54 = ___ ___ ___ centimeters

31. Top of Wheel Well Opening 0 0 0
_____ Code to the nearest centimeter
(000) No side contact
(250) 250 centimeters or more
(999) Unknown

___ ___ ___ . ___ inches X 2.54 = ___ ___ ___ centimeters

32. Bottom of A-Pillar at Windshield 0 0 0
_____ Code to the nearest centimeter
(000) No side contact
(250) 250 centimeters or more
(999) Unknown

___ ___ ___ . ___ inches X 2.54 = ___ ___ ___ centimeters

33. Top of A-Pillar at Windshield 0 0 0
_____ Code to the nearest centimeter
(000) No side contact
(300) 300 centimeters or more
(999) Unknown

___ ___ ___ . ___ inches X 2.54 = ___ ___ ___ centimeters

34. Top of Side View Mirror 0 0 0
_____ Code to the nearest centimeter
(000) No side contact
(300) 300 centimeters or more
(999) Unknown

___ ___ ___ . ___ inches X 2.54 = ___ ___ ___ centimeters

Side Lateral Measurements

35. Centerline to A-Pillar at Bottom of Windshield 0 0 0
(000) No side contact
_____ Code to the nearest centimeter
(250) 250 centimeters or more
(999) Unknown

___ ___ ___ . ___ inches X 2.54 = ___ ___ ___ centimeters

36. Centerline to A-Pillar at Top of Windshield 0 0 0
_____ Code to the nearest centimeter
(000) No side contact
(250) 250 centimeters or more
(999) Unknown

___ ___ ___ . ___ inches X 2.54 = ___ ___ ___ centimeter

37. Centerline to Maximum Side View Mirror Protrusion 0 0 0
_____ Code to the nearest centimeter
(000) No side contact
(300) 300 centimeters or more
(999) Unknown

___ ___ ___ . ___ inches X 2.54 = ___ ___ ___ centimeter

Side Wrap Distance Measurements

38. Ground to Side/Top Transition 0 0 0
_____ Code to the nearest centimeter
(000) No side contact
(400) 400 centimeters or more
(999) Unknown

___ ___ ___ . ___ inches X 2.54 = ___ ___ ___ centimeters

39. Ground to Hood Edge 0 0 0
_____ Code to the nearest centimeter
(000) No side contact
(500) 500 centimeters or more
(999) Unknown

___ ___ ___ . ___ inches X 2.54 = ___ ___ ___ centimeters

40. Ground to Centerline of Hood 0 0 0

_____ Code to the nearest centimeter

(000) No side contact
(700) 700 centimeters or more
(999) Unknown

___ ___ ___ . ___ inches X 2.54 = ___ ___ ___ centimeters

41. Ground to Head Contact 0 0 0

_____ Code to the nearest centimeter

(000) No side contact
(800) 800 centimeters or more
(998) No head contact
(999) Unknown

___ ___ ___ . ___ inches X 2.54 = ___ ___ ___ centimeters

1

PSU40 1997 PEDESTRIAN ACCIDENT FORM
CASE 634P

IDENTIFICATION
3. Number of General Vehicle Forms Submitted 01
4. Date of Accident (Month, Day, Year) [redacted]/[redacted]/97
5. Time of Accident (military time) 0527

SPECIAL STUDIES - INDICATORS
6. SS15 0 7. SS16 1 8. SS17 0 9. SS18 0 10. SS19 0

NUMBER OF EVENTS
11. Number of Recorded Events in This Accident 01
01

PSU40
CASE 634P

1997 PEDESTRIAN ACCIDENT FORM

PEDESTRIAN ACCIDENT EVENTS

Accident Sequence Number	Vehicle Number	Class of Vehicle	General Area of Damage	Veh. Num. or Obj. Cont.	Class of Vehicle	General Area of Damage
12. 01	13. 01	14. 03	15. F	16. 72	17. 00	18. 0

01

PSU40 1997 PEDESTRIAN ASSESSMENT FORM
CASE 634P
VEHICLE 01 PEDESTRIAN 01

PEDESTRIAN'S CHARACTERISTICS

4.	Pedestrian's Age	28
5.	Pedestrian's Sex	1
6.	Pedestrian's Overall Height	999
7.	Pedestrian's Height - Ground to Knee	99
8.	Pedestrian's Height - Ground to Hip	999
9.	Pedestrian's Height - Ground to Shoulder	999
10.	Pedestrian's Weight	999

PEDESTRIAN'S PRE-AVOIDANCE ACTIONS

11.	Pedestrian's Attitude	1
12.	Pedestrian's Motion	0
13.	Pedestrian's Actions Relative to Vehicle	00
14.	Pedestrian's Body (Chest) Orientation Relative to Striking Vehicle Prior to Avoidance Actions	9

PEDESTRIAN'S AVOIDANCE ACTIONS

15.	Pedestrian's First Avoidance Actions	99

PEDESTRIAN'S ORIENTATION AT IMPACT

16.	Pedestrian's Head Orientation at Initial Impact	9
17.	Pedestrian's Body (Chest) Orientation at Initial Impact	9
18.	Pedestrian's Arm Orientation at Initial Impact	99
19.	Pedestrian's Leg Orientation at Initial Impact	99
20.	Vehicle/Pedestrian's Interaction	02

OFFICIAL RECORDS

21.	Police Reported Alcohol Presence For Pedestrian	0
22.	Alcohol Test Result For Pedestrian	96
23.	Police Reported Other Drug Presence For Pedestrian	0
24.	Other Drug Specimen Test Result For Pedestrian	0

INJURY CONSEQUENCES

25.	Injury Severity (Police Rating)	3
26.	Treatment - Mortality	3
27.	Type of Medical Facility (for Initial Treatment)	1
28.	Hospital Stay	18
29.	Working Days Lost	99

(COMPLETED BY THE ZONE CENTER)

30.	Glasgow Coma Scale Score	02
31.	Was the Pedestrian Given Blood?	9
32.	Arterial Blood Gases	01
33.	Time to Death	00
34.	1st Medically Reported Cause of Death	00
35.	2nd Medically Reported Cause of Death	00
36.	3rd Medically Reported Cause of Death	00
37.	Number of Recorded Injuries for This Pedestrian	11

01

PSU40 1997 PEDESTRIAN INJURY FORM
CASE 634P
VEHICLE 01 PEDESTRIAN 01

PEDESTRIAN INJURY DATA

	Source of Inj. Data	Body Reg.	Type of Anat. Struc.	Spec. Anat. Struc.	Lev. of Inj.	AIS Sev.	Asp.	Inj. Source	Inj. Source Conf. Level	Dir./ Indir. Inj.	Str. Pro.	Type of Dmg.	Dmg. Dep.
01.	2	1	9	02	02	1	2	775	1	1	2	5	5
02.	3	1	9	04	02	1	2	775	1	1	2	5	5
03.	2	6	9	02	02	1	0	770	1	1	2	2	2
04.	2	7	5	26	04	3	2	770	1	1	2	2	2
05.	2	8	5	16	06	2	2	700	1	1	2	2	2
06.	2	8	5	34	22	3	2	700	1	1	2	2	2
07.	2	8	5	34	20	2	2	700	1	1	2	2	2
08.	2	8	5	34	22	3	1	700	1	1	2	2	2
09.	2	8	5	16	06	2	1	700	1	1	2	2	2
10.	2	8	5	16	06	2	1	700	1	1	2	2	2
11.	2	1	6	04	99	1	0	777	1	1	2	3	3

01

PSU40
CASE 634P
VEHICLE 01

1997 PEDESTRIAN GENERAL VEHICLE FORM

VEHICLE IDENTIFICATION

4. Vehicle Model Year	89
5. Vehicle Make	22
6. Vehicle Model	020
7. Body Type	02
8. Vehicle Identification Number	1G2WJ14TOK[redacted]

OFFICIAL RECORDS

9. Police Reported Travel Speed	999
10. Speed Limit	089
11. Police Reported Alcohol Presence For Driver	9
12. Alcohol Test Result For Driver	99
13. Police Reported Other Drug Presence	9
14. Other Drug Specimen Test Result for Driver	9

VEHICLE WEIGHT ITEMS

15. Vehicle Curb Weight	1,370
16. Vehicle Cargo Weight	9,990

OTHER DATA

17. Vehicle Special Use (This Trip)	0

RECONSTRUCTION DATA (COMPLETED BY THE ZONE CENTER)

18. Impact Speed	+999
19. Accuracy Range of Impact Speed Estimate	9
20. Data Source of Impact Speed	0

PRECRASH DATA

21. Driver's Attention to Driving	9
22. Pre-Event Vehicle Movement	13

PRECRASH DATA (continued)

23. Critical Precrash Event	12
24. Attempted Avoidance Maneuver	99
25. Precrash Stability After Avoidance Maneuver	9
26. Precrash Directional Consequences of Avoidance Manuver (Corrective Action)	9

ENVIRONMENTAL DATA

27. Relation to Junction	1
28. Trafficway Flow	4
29. Number of Travel Lanes	1
30. Roadway Alignment	2
31. Roadway Profile	3
32. Roadway Surface Type	2
33. Roadway Surface Condition	2
34. Traffic Control Device	0
35. Traffic Control Device Functioning	0
36. Light Conditions	3
37. Atmospheric Conditions	1

011

INTRA ERRORS

0GG6171 2 MODEL YEAR PGV04 should not be less than 90.

01

PSU40 1997 PEDESTRIAN EXTERIOR VEHICLE FORM
CASE 634P
VEHICLE 01

VEHICLE DIMENSIONS

4.	Original Wheelbase	273
5.	Original Average Track Width	150
6.	Hood Material	3
7.	Hood Original Equip. Manufacturer	1
8.	Hood Length	114
9.	Hood Width Forward Opening	140
10.	Hood Width Midway	148
11.	Hood Width Rear Opening	156
12.	Hood/Fender Vertical/Lateral Crush From Pedestrian	2
13.	Windshield Contact Damage From Pedestrian Contact	2

FRONT CONTACT DAMAGE

FRONT VERTICAL MEASUREMENTS

14.	Front Bumper Cover Material	1	15.	Front Bumper Reinforcement Mat.	1
16.	Front Bumper-Bottom Height	034	17.	Front Bumper-Top Height	054
18.	Forward Hood Opening	071	19.	Front Bumper Lead	11

FRONT WRAP DISTANCE MEASUREMENTS

20.	Ground to Fwd. Hood Opening	082	21.	Ground to Front/Top Transition Pt	100
22.	Ground to Rear Hood Opening	202	23.	Ground to Base of Windshield	208
24.	Ground to Top of Windshield	289	25.	Ground to Head Contact	260

SIDE CONTACT DAMAGE

SIDE VERTICAL MEASUREMENTS

26.	Ground Clearance	000
27.	Side Bumper-Bottom Height	000
28.	Side Bumper-Top Height	000
29.	Centerline of Wheel	000
30.	Top of Tire	000
31.	Top of Wheel Well Opening	000
32.	Bottom of A-Pillar at Windshield	000
33.	Top of A-Pillar at Windshield	000
34.	Top of Side View Mirror	000

SIDE CONTACT DAMAGE (continued)

SIDE LATERAL MEASUREMENTS

35. Centerline to A-Pillar at Bottom of Windshield	000
36. Centerline to A-Pillar at Top of Windshield	000
37. Centerline to Maximum Side View Mirror Protrusion	000

SIDE WRAP DISTANCE MEASUREMENTS

38. Ground to Side/Top Transition	000
39. Ground to Hood Edge	000
40. Ground to Centerline of Hood (Origin)	000
41. Ground to Head Contact	000

40634P00000011[redacted]9710.0000000000001052701000[redacted]97 [redacted]98[redacted]97000000000
0000000000000000 01
40634P00010012[redacted]9710.01000000000103F72000
40634P00010021 10.0 00000000028199999999999999100099999999902096003311899029
010000000011
40634P00010131 10.0 00000000021902021277511255
40634P00010231 10.0 00000000031904021277511255
40634P00010331 10.0 00000000026902021077011222
40634P00010431 10.0 00000000027526043277011222
40634P00010531 10.0 00000000028516062270011222
40634P00010631 10.0 00000000028534223270011222
40634P00010731 10.0 00000000028534202270011222
40634P00010831 10.0 00000000028534223170011222
40634P00010931 10.0 00000000028516062170011222
40634P00011031 10.0 00000000028516062170011222
40634P00011131 10.0 00000000021604991077711233
40634P01000041 10.0 00000000089220200216WJ14T0KP[redacted]999089999[redacted]999099
99091312999914123220031
40634P01000051 10.0 00000000027315031114140148156221103405407111082100202202
8289260000000000000000000000000000000000000000000000000000
40634P99999999900000000000000000000000000000000000000000000000000000000000000000000000000000000
00001000000000

PEDESTRIAN GENERAL VEHICLE Vehicle: 1

11

INTRA ERRORS

0GG6171 2 MODEL YEAR PGV04

should not be less than 90.

0

PSU40 ERROR SUMMARY SCREEN [redacted]/[redacted]/98
CASE 634P PEDESTRIAN STUDY
CURRENT VERSION: 10.0

FORM NAME	NUMBER OF DOLLAR SIGNS	NUMBER OF LEVEL 1 ERRORS	NUMBER OF LEVEL 2 ERRORS	VERSION NUMBER CONSISTENT
Pedestrian Accident	0	0	0	Y
Pedestrian Assessment	0	0	0	Y
Pedestrian Injury	0	0	0	Y
Pedestrian General Vehicle	0	0	1	Y
Pedestrian Exterior Vehicle	0	0	0	Y
Total Inter Errors		0	0	
Total Case Errors	0	0	1	